

UNITED STATES
SECURITIES AND EXCHANGE COMMISSION
Washington, D.C. 20549

FORM 20-F

(Mark one)

☐ REGISTRATION STATEMENT PURSUANT TO SECTION 12(b) OR (g) OF THE SECURITIES EXCHANGE ACT OF 1934
OR

☒ ANNUAL REPORT PURSUANT TO SECTION 13 OR 15(d) OF THE SECURITIES EXCHANGE ACT OF 1934

For the fiscal year ended March 31, 2019

OR

☐ TRANSITION REPORT PURSUANT TO SECTION 13 OR 15(d) OF THE SECURITIES EXCHANGE ACT OF 1934

For the transition period from _____ to _____

OR

☐ SHELL COMPANY REPORT PURSUANT TO SECTION 13 OR 15(d) OF THE SECURITIES EXCHANGE ACT OF 1934

Date of event requiring this shell company report

For the transition period from _____ to _____

Commission File Number: 001-33900



DESWELL INDUSTRIES, INC.

(Exact name of registrant as specified in its charter)

British Virgin Islands
(Jurisdiction of incorporation or organization)
10B, Edificio Associacao Industrial De Macau
32 Rua do Comandante Mata e Oliveira, Macao
Special Administrative Region, PRC
(Address of Principal Executive Offices)

Herman Wong, Chief Financial Officer,
Telephone: 853-28-322096; fax: 853-28-323265
E-mail: hermanwong@jetcrown.net
10B, Edificio Associacao Industrial De Macau
32 Rua do Comandante Mata e Oliveira, Macao
Special Administrative Region, PRC
(Name, Telephone, E-mail and/or Facsimile number and Address of
Company Contact Person)

Securities registered or to be registered pursuant to Section 12(b) of the Act.

Title of each class	Trading Symbol(s)	Name of each exchange on which registered
Common shares, no par value	DSWL	NASDAQ

Securities registered or to be registered pursuant to Section 12(g) of the Act: NONE

Securities for which there is a reporting obligation pursuant to Section 15(d) of the Act: NONE

As of March 31, 2019, there were 15,885,239 common shares of the registrant outstanding.

Indicate by check mark if the registrant is a well-known seasoned issuer, as defined in Rule 405 of the Securities Act. ☐ Yes ☒ No

If this report is an annual or transition report, indicate by check mark if the registrant is not required to file reports pursuant to Section 13 or 15(d) of the Securities Exchange Act of 1934 ☐ Yes ☒ No

Note – Checking the box above will not relieve any registrant required to file reports pursuant to Section 13 or 15(d) of the Securities Exchange Act of 1934 from their obligations under those Sections.

Indicate by check mark whether the registrant: (1) has filed all reports required to be filed by Section 13 or 15(d) of the Securities Exchange Act of 1934 during the preceding 12 months (or for such shorter period that the registrant was required to file such reports), and (2) has been subject to such filing requirements for the past 90 days.

☒ Yes ☐ No

Indicate by check mark whether the registrant has submitted electronically every Interactive Data File required to be submitted pursuant to Rule 405 of Regulation S-T (§232.405 of this chapter) during the preceding 12 months (or for such shorter period that the registrant was required to submit and post such files).

☐ Yes ☒ No

Indicate by check mark whether the registrant is a large accelerated filer, an accelerated filer, or a non-accelerated filer. See definition of “accelerated filer and large accelerated filer” in Rule 12b-2 of the Exchange Act. (Check one):

Large accelerated ☐ Accelerated filer ☐ Non-accelerated filer ☒ Emerging Growth Company ☐

If an emerging growth company that prepares its financial statements in accordance with U.S. GAAP, indicate by check mark if the registrant has elected not to use the extended transition period for complying with any new or revised financial accounting standards† provided pursuant to Section 13(a) of the Exchange Act. ☐

† The term “new or revised financial accounting standard” refers to any update issued by the Financial Accounting Standards Board to its Accounting Standards Codification after April 5, 2012.

Indicate by check mark which basis of accounting the registrant has used to prepare the financial statements included in this filing:

U.S. GAAP ☒ International Financial Reporting Standards as issued by the International Accounting Standards Board ☐
Other ☐

If “Other” has been checked, indicate by check mark which financial statement item the registrant has elected to follow: Item 17 ☐ Item 18 ☐

If this is an annual report, indicate by check mark whether the registrant is a shell company (as defined in Rule12b-2 of the Exchange Act). ☐ Yes ☒ No

TABLE OF CONTENTS

INTRODUCTION	3
FINANCIAL STATEMENTS AND CURRENCY PRESENTATION	3
PART I	3
Item 1. IDENTITY OF DIRECTORS, SENIOR MANAGEMENT AND ADVISERS	3
Item 2. OFFER STATISTICS AND EXPECTED TIMETABLE	3
Item 3. KEY INFORMATION	4
Item 4. INFORMATION ON THE COMPANY	20
Item 4A. UNRESOLVED STAFF COMMENTS	31
Item 5. OPERATING AND FINANCIAL REVIEW AND PROSPECTS	31
Item 6. DIRECTORS, SENIOR MANAGEMENT AND EMPLOYEES	39
Item 7. MAJOR SHAREHOLDERS AND RELATED PARTY TRANSACTIONS	42
Item 8. FINANCIAL INFORMATION	43
Item 9. THE OFFER AND LISTING	44
Item 10. ADDITIONAL INFORMATION	46
Item 11. QUANTITATIVE AND QUALITATIVE DISCLOSURES ABOUT MARKET RISK	53
Item 12. DESCRIPTION OF SECURITIES OTHER THAN EQUITY SECURITIES	53
PART II	54
Item 13. DEFAULTS, DIVIDEND ARREARAGES AND DELINQUENCIES	54
Item 14. MATERIAL MODIFICATIONS TO THE RIGHTS OF SECURITY HOLDERS AND USE OF PROCEEDS	54
Item 15. CONTROLS AND PROCEDURES	54
Item 16. [RESERVED]	55
Item 16A. AUDIT COMMITTEE FINANCIAL EXPERT	55
Item 16B. CODE OF ETHICS	55
Item 16C. PRINCIPAL ACCOUNTANT FEES AND SERVICES	55
Item 16D. EXEMPTIONS FROM THE LISTING STANDARDS FOR THE AUDIT COMMITTEE.	55
Item 16E. PURCHASES OF EQUITY SECURITIES BY THE ISSUER AND AFFILIATE PURCHASERS	56
Item 16F. CHANGE IN REGISTRANT’S CERTIFYING ACCOUNTANT	56
Item 16G. CORPORATE GOVERNANCE	56
Item 16H. MINE SAFETY DISCLOSURE	56
PART III	56
Item 17. FINANCIAL STATEMENTS	56
Item 18. FINANCIAL STATEMENTS	56
Item 19. EXHIBITS	57
SIGNATURES	58
CERTIFICATION OF CHIEF EXECUTIVE OFFICER REQUIRED BY RULE 13a-14(a) OR RULE 15d-14(a) UNDER THE SECURITIES EXCHANGE ACT OF 1934	Exhibit 12.1
CERTIFICATION OF CHIEF FINANCIAL OFFICER REQUIRED BY RULE 13a-14(a) OR RULE 15d-14(a) UNDER THE SECURITIES EXCHANGE ACT OF 1934	Exhibit 12.2
CERTIFICATION PURSUANT TO 18 U.S.C. SECTION 1350, AS ADOPTED PURSUANT TO SECTION 906 OF	

INTRODUCTION

This Annual Report on Form 20-F contains forward-looking statements. These statements are subject to certain risks and uncertainties that could cause actual results to differ materially from those anticipated in the forward-looking statements. Factors that might cause such a difference include, but are not limited to those discussed in the section entitled Risk Factors under ITEM 3 “Key Information.”

Readers should not place undue reliance on forward-looking statements, which reflect management’s view only as of the date of this Annual Report. The Company undertakes no obligation to revise these forward-looking statements to reflect subsequent events or circumstances. Readers should also carefully review the risk factors described in other documents the Company files from time to time with the Securities and Exchange Commission.

Except where the context otherwise requires and for purposes of this Report only:

- “we,” “us,” “our company,” “our,” the “Company” or “Deswell” refers to Deswell Industries, Inc. and, in the context of describing our operations, also include our operating subsidiaries;
- “shares” refer to our common shares, no par value;
- “China” or “PRC” refers to the People’s Republic of China, excluding Taiwan, Hong Kong and Macao;
- “Hong Kong” refers to the Hong Kong Special Administrative Region of the People’s Republic of China;
- “Macao” refers to the Macao Special Administrative Region of the People’s Republic of China;
- “BVI” refers to the British Virgin Islands;
- all references to:
 - renminbi,” “RMB” or yuan are to the legal currency of China, of which the yuan is the base unit;
 - “HK dollars” or “HK\$” are to the legal currency of Hong Kong;
 - “MOP\$” are to the legal currency of Macao;
 - “U.S. dollars,” “dollars,” “\$” or “U.S.\$” are to the legal currency of the United States; and
 - “fiscal year,” e.g., “fiscal 2019,” are to our year ended March 31 of the year(s) indicated.

FINANCIAL STATEMENTS AND CURRENCY PRESENTATION

The Company prepares its consolidated financial statements in accordance with generally accepted accounting principles in the United States of America and publishes such statements in United States dollars. See “Report of Independent Registered Public Accounting Firm” included elsewhere herein. The Company publishes its financial statements in United States dollars. The functional currency of the Company and its subsidiaries is the U.S. dollar.

PART I

ITEM 1. IDENTITY OF DIRECTORS, SENIOR MANAGEMENT AND ADVISERS

Not applicable.

ITEM 2. OFFER STATISTICS AND EXPECTED TIMETABLE

Not applicable.

ITEM 3. KEY INFORMATION

The selected financial data set forth below should be read in conjunction with our Consolidated Financial Statements and Notes thereto included at page F-1 of this Annual Report. The selected Operations Data for each of the three fiscal years in the period ended March 31, 2019, and the Balance Sheet data as of March 31, 2018 and 2017 are derived from our audited Consolidated Financial Statements included in this Annual Report. The selected Operations Data for the years ended March 31, 2015 and 2016, and the Balance Sheet data as of March 31, 2015 and 2016 are derived from our audited Consolidated Financial Statements, which are not included in this Annual Report.

Selected Financial Data ⁽¹⁾

Consolidated Statement of Operations Data:	(in thousands except per share and statistical data)				
	Year ended March 31,				
	2015	2016	2017	2018	2019
Net sales	\$ 38,076	\$ 44,568	\$ 44,522	\$ 60,667	\$ 66,581
Cost of sales	33,852	39,775	37,073	50,953	56,311
Gross profit	4,224	4,793	7,449	9,714	10,270
Selling, general and administrative expenses	9,123	9,119	8,856	8,806	9,459
Other income (expenses), net	93	(1,021)	(696)	894	(278)
Operating (loss) income	(4,806)	(5,347)	(2,103)	1,802	533
Non-operating income, net	2,553	571	3,688	4,395	3,884
(Loss) income before income taxes	(2,253)	(4,776)	1,585	6,197	4,417
Income taxes	207	158	209	7	144
(Loss) income from continuing operations, after income taxes	(2,460)	(4,934)	1,376	6,190	4,273
Loss from discontinued operations, net of tax	(348)	-	-	-	-
Net (loss) income attributable to Deswell Industries, Inc.	(2,808)	(4,934)	1,376	6,190	4,273
Other comprehensive income (loss):					
Unrealized gain (loss) on available-for-sale securities ⁽²⁾	33	(73)	(3)	-	-
Reclassification adjustment in connection with loss on disposal of available-for-sale securities transferred to profit or loss	-	-	14	-	-
Total comprehensive (loss) income attributable	\$ (2,775)	\$ (5,007)	\$ 1,387	\$ 6,190	\$ 4,273
Net (loss) income per share attributable to Deswell Industries, Inc.					
Basic and Diluted:					
(Loss) income from continuing operations per share ⁽³⁾	\$ (0.15)	\$ (0.31)	\$ 0.09	\$ 0.39	\$ 0.27
Loss from discontinued operations per share ⁽³⁾	\$ (0.02)	\$ -	\$ -	\$ -	\$ -
	\$ (0.17)	\$ (0.31)	\$ 0.09	\$ 0.39	\$ 0.27
Basic weighted average common shares outstanding (shares in thousands)	16,056	16,056	16,035	15,885	15,885
Diluted weighted average common shares outstanding (shares in thousands)	16,056	16,056	16,035	15,985	16,059
Statistical Data:					
Gross margin from continuing operations	11.1%	10.8%	16.7%	16.0%	15.4%

	2015	2016	2017	2018	2019
Operating margin from continuing operations	(12.6%)	(12.0%)	(4.7%)	3.0%	0.8%
Dividends per share	\$ 0.19	\$ 0.14	\$ 0.105	\$ 0.07	\$ 0.10
Balance Sheet Data:					
Working capital ⁽⁴⁾	\$ 46,668	\$ 40,715	\$ 42,196	\$ 50,560	\$ 54,412
Total assets	96,439	87,571	90,987	100,399	100,169
Long-term debt, less current portion	-	-	-	-	-
Total debt	-	-	-	-	-
Shareholders' equity	84,063	76,808	76,201	81,279	83,964

- (1) Our consolidated financial statements are prepared in accordance with generally accepted accounting principles in the United States of America and are stated in U.S. dollars. See "Financial Statements and Currency Presentation."
- (2) See Note 2 of Notes to Consolidated Financial Statements included later in this Report regarding unrealized gain (loss) on available-for-sale securities during the fiscal year ended March 31, 2017.
- (3) Basic loss per share excludes dilution from potential common shares and is computed by dividing loss attributable to Deswell shareholders by the weighted-average number of common shares outstanding for the period. Diluted loss per share reflects the potential dilution from potential common shares.
- (4) Deferred tax liabilities of \$804, \$825 and \$889 as of March 31, 2015, 2016 and 2017 have been retrospectively classified from current liabilities to long-term liabilities. The working capital of those three years are adjusted accordingly.

Risk Factors

We may from time to time make written or oral forward-looking statements. Written forward-looking statements may appear in this document and other documents filed with the Securities and Exchange Commission, in press releases, in reports to shareholders, on our website, and other documents. The Private Securities Litigation Reform Act of 1995 contains a safe harbor for forward-looking statements on which we rely in making such disclosures. In connection with this "safe harbor," we are hereby identifying important factors that could cause actual results to differ materially from those contained in any forward-looking statements made by us or on our behalf. Any such statement is qualified by reference to the following cautionary statements:

We are, and have been, dependent on a few major customers, the loss of, or substantial reduction in orders from, which would substantially harm our business and operating results.

Historically, we have depended, currently depend, and expect to continue to depend, on a small number of customers for a significant percentage of our net sales. During the year ended March 31, 2019, we had three major customers, each accounting for more than 10% of our net sales and together for 35.1% of our net sales. If our major customers experience a decline in the demand for their products as a result of the prevailing economic environment or other factors, the products or services that we provide to them could be reduced or even terminated. The loss of any of our major customers or a substantial reduction in orders from any of them would adversely impact our sales and operating results unless and until we were able to increase sales from other existing customers or add sales from new customers.

Our sales are based on purchase orders and we have no long-term contracts with any of our customers and the percentage of sales to any of our customers has fluctuated in the past and may fluctuate in future. We cannot assure you that present or future customers will not cease using us as the source of the injection-molded plastic parts and components we manufacture, for electronic manufacturing services of electrical products and subassemblies or significantly change, reduce or delay the amount of products and services ordered from us.

Uncertainty and adverse changes in the economy and financial markets have had, and could continue to have, an adverse impact on our business and operating results.

The world economy has strengthened as lingering fragilities related to the global financial crisis subside. In 2017, global economic growth reached 3 percent—the highest growth rate since 2011—and growth is expected to remain

steady for the coming year. Global growth is expected to decrease from 3 percent in 2018 to 2.7 percent in 2019 and increase to 2.9 percent in 2020 based on the World Economic Situation and Prospects as of Mid-2019, published by the United Nations on May 21, 2019. However, economic progress has been highly uneven across regions. Despite an improvement in growth prospects at the global level, we believe that the global economy is facing a confluence of risks, such as an escalation of trade disputes, an abrupt tightening of global financial conditions, and intensifying climate risks. While economic activity in the commodity exporting countries, notably fuel exporters, is gradually recovering, growth remains susceptible to volatile commodity prices. Our customers that were affected by commodity exports, in turn, were more conservative in ordering our products and services. There are continuing concerns over price instability, geopolitical issues, availability and cost of credit, stability of financial markets and sovereign nations. Uncertainty or adverse changes in the economy could negatively impact:

- the demand for our customers' products,
- the amount, timing and stability of their orders to us,
- the financial strength of our customers and suppliers,
- our customers' and suppliers' ability or willingness to do business with us,
- our suppliers' and customers' ability to fulfill their obligations to us,
- the ability of our customers, our suppliers or us to obtain credit, secure funds or raise capital, or
- the prices at which we can sell our products and services,

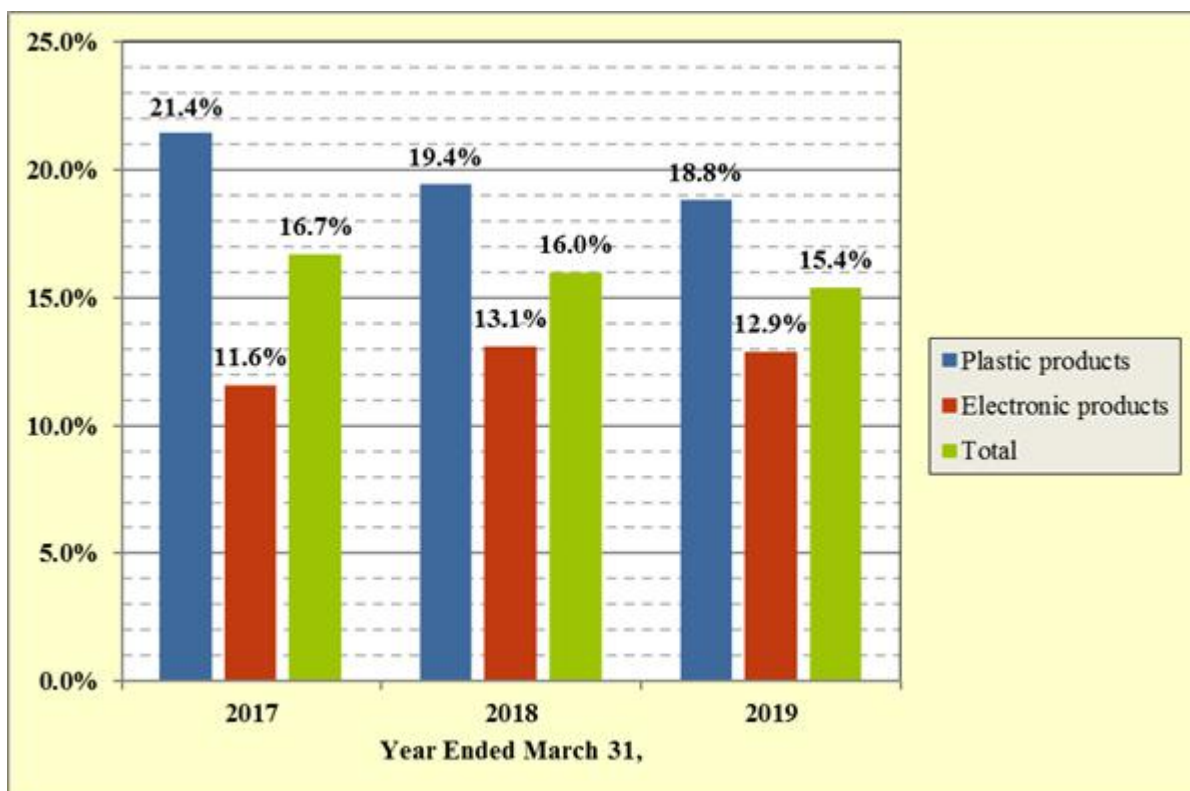
which, in turn, could adversely affect

- our ability to manage inventory levels effectively or collect receivables,
- our cash flow position,
- our net sales, gross margins and operating results; or
- otherwise adversely impact our results of operations, financial condition and liquidity.

Our gross margins fluctuate from year to year and may be adversely affected by a number of factors.

The following chart shows, for the years indicated, our gross margins from our two principal operating segments and for our company as a whole:

Gross Margins Percentage



We expect gross margins generally and for specific products to continue to fluctuate from year to year. Fluctuations in our margins have been affected, often adversely, and may continue to be affected, by numerous factors, including:

- our cost of raw materials, especially our cost of electronic components due to changes in the prices, availability and long lead time of components and parts needed for the manufacturing of electronic products;
- costs of labor, particularly in recent years, when such costs have increased substantially as a consequence of increasing governmental regulation directed at labor practices and policies;
- the appreciation of the exchange rate of the RMB, in which we pay our labor and manufacturing costs, against the U.S. dollar, in which we present our financial statements;
- changes in our customer mix or the mix of higher and lower margin products, or a combination of both in any year;
- price increases for products which, for competitive reasons, we choose to allow as concessions in an effort to maintain our customer base;
- increases in value-added taxes as result of changes in the value-added tax policy of the Chinese government for various categories of export products; and
- increased costs to conform our products to consumer and product safety laws and regulations of the various countries in which our products are sold.

If we cannot maintain stability in our gross margins, our operating results could suffer, dividend payments to shareholders may be decreased or eliminated, our financial position may be harmed and our stock price may fall.

We believe we were a passive foreign investment company, or “PFIC,” for our fiscal year ended March 31, 2019 under U.S. income tax laws and may be a PFIC for years after fiscal 2019. If we were a PFIC in fiscal 2019, or are a PFIC in later years, U.S. investors could suffer adverse U.S. federal income tax consequences in such years.

The determination of whether we are a passive foreign investment company, or PFIC, in any taxable year is made on an annual basis after the close of that year and depends on the composition of our income and the nature and value of our assets, including goodwill. Specifically, we will be classified as a PFIC if, after applying relevant look-through rules with respect to the income and assets of subsidiaries, either (i) 75% or more of our gross income for such taxable year is passive income, or (ii) 50% or more of the value of our assets (based on an average of the quarterly values of the assets during such year) is attributable to assets that either produce passive income or are held for the production of passive income (the “PFIC asset test”). Cash and cash equivalents, even if they are part of the working capital of a company, constitute “passive” assets for the purposes of the PFIC asset test.

We believe that we were a PFIC for our year ended on March 31, 2019 and may also be a PFIC in subsequent tax years. If we are a PFIC for any year during a U.S. Holder’s holding period of our common shares, then such U.S. Holder generally could be subject to adverse U.S. tax consequences including the requirement to treat any “excess distribution” received on our common shares, or any gain realized upon a disposition of such common shares, as ordinary income and to pay an interest charge on a portion of such distributions or gain.

Because of the complexity of the issues regarding our classification as a PFIC, U.S. investors are urged to consult their own tax advisors for guidance as to our PFIC status. For further discussion of the adverse U.S. federal income tax consequences arising from the classification as a PFIC, please see “United States Federal Income Tax – Passive Foreign Investment Company (PFIC)” in ITEM 10 Additional Information beginning on page 51 of this Report.

The economy of China has been experiencing significant growth, leading to inflation and increased labor costs. Increases in labor costs of workers in the PRC generally, and in the Province where our manufacturing facilities are located particularly, have had and can be expected to continue to have a material and adverse effect on our operating results.

We generate all revenues from sales of products that we manufacture at our facilities located in Dongguan, Guangdong Province, in the PRC. The economy in China has grown significantly over the past 20 years, which has resulted in an increased inflation and the average cost of labor.

The inflation rate in China rose to 2.7% year-on-year in May 2019. However, the Company’s actual cost of operations has significantly exceeded the overall inflation rate in China. The rapid growth of China’s economy in general has in the past few years increased the Company’s operating costs, including energy prices and labor costs. These increased costs have adversely affected the Company’s cost of operations, caused the Company to increase its prices, and resulted in the loss of some customers.

There is no fixed minimum wage which is applicable to all of China; local governments in China adopt different amounts based on the situation in their area. China’s Guangdong Province, where our manufacturing facilities are located, raised minimum wages by approximately 20% in May 2011 and another 19.1% in March 2013. Effective May 1, 2015, minimum wage levels across Guangdong Province, including Dongguan, where our manufacturing facilities are located, were increased by an average of 15.3%. Effective July 1, 2018, the Guangdong Provincial Government increased the Province’s statutory minimum wage by around RMB200 per month. The Provincial Government sets different tiers of minimum wages according to the developmental status of the Province’s urban clusters. In the City of Dongguan, where our manufacturing facilities are located, the minimum wage increased by 13.9%.

In China, regional governments are authorized to set their own minimum wages according to local conditions. Increases in wages also result in increases in our and other employer’s contributions for various mandatory social welfare benefits for Chinese employees that are based on percentages of their salaries. Continuing material increases in our cost of labor will continue to increase our operating costs and will adversely affect our financial results unless we pass on such increases to our customers by increasing the prices of our products and services. The effect of increases in the prices of our products and services would make our products more expensive in global markets, such as the United States and the European Union. This could result in the loss of customers, who may seek, and be able to obtain, products and services comparable to those we offer in lower-cost regions of the world. If we do not increase our prices to pass on the effect of increases in our labor costs, our margins and financial results would suffer.

Because most of our labor costs are incurred in China and therefore paid in RMB, the adverse effect on our business and financial results from increasing labor costs has historically been exacerbated by the appreciation in the exchange rate to the U.S. dollar, as is discussed in the next risk factor.

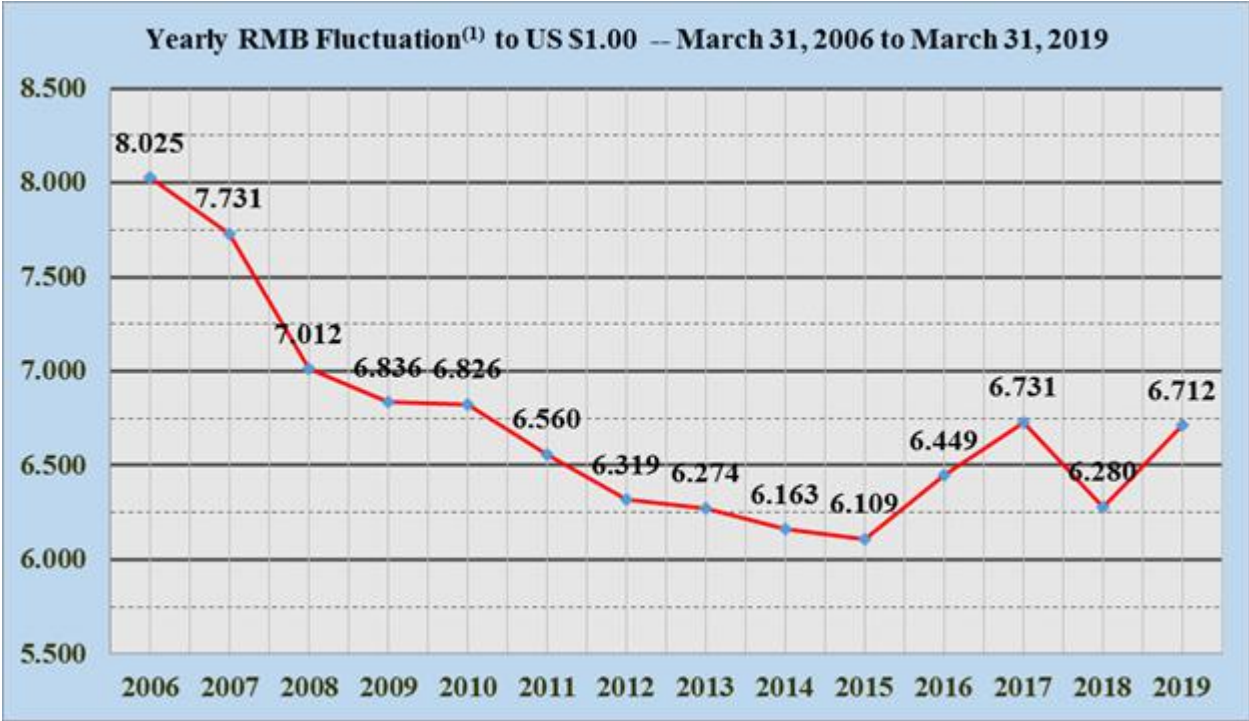
Changes in currency exchange rates have and could continue to influence our financial results significantly.

Our sales are mainly in United States dollars and Hong Kong dollars and our expenses are mainly in United States dollars, Hong Kong dollars and Chinese RMB.

The Hong Kong dollar has been pegged to the U.S. dollar at approximately 7.80 and is relatively stable. The Hong Kong government may not continue to maintain the present currency exchange mechanism, which fixes the Hong Kong dollar at approximately 7.80 to each United States dollar and has not in the past presented a material currency exchange risk. Although announcements by Hong Kong’s central bank indicate its intention to maintain the currency peg between the Hong Kong dollar and the U.S. dollar, if Hong Kong does change and follows China to a floating currency system or otherwise changes the exchange rate system of Hong Kong dollars to U.S. dollars, our margins and financial results could be adversely affected.

Between 1994 and July 2005, the market and official RMB rates were unified and the value of the RMB was essentially pegged to the U.S. dollar and was relatively stable. On July 21, 2005, the People’s Bank of China adjusted the exchange rate of RMB to the U.S. dollar by linking the RMB to a basket of currencies and simultaneously setting the exchange rate of RMB to U.S. dollars, from 1:8.27, to a narrow band of around 1:8.11.

The chart below illustrates the fluctuations since the July 31, 2005 adjustment of the RMB to the U.S. dollar by showing the exchange ratio at the end of each of Deswell’s fiscal years from March 31, 2006 to March 31, 2019. Because most of the Company’s labor costs are incurred in China and therefore paid in RMB, the adverse effect on Deswell’s business and financial results from increasing labor costs has in previous years been exacerbated by the appreciation in the exchange rate to the U.S. dollar.



(1) RMB (yuan) to U.S. dollar data presented in this chart are the midpoint rates on March 31 of the year indicated as reported by “Historical Exchange Rates” at <http://www.oanda.com/currency/historical-rates/>.

The appreciation and depreciation in the exchange ratio of the RMB to the U.S. dollar increases and decreases, respectively, our costs and expenses to the extent paid in RMB. Of all of the costs and expenses for the PRC entities, which accounted for 95% of the Company total, about 48.9%, 42.3% and 37.2% were in RMB during the years ended March 31, 2017, 2018 and 2019, respectively.

Since the PRC government enacted reform in its RMB exchange rate regime, the RMB has appreciated against the U.S. dollar. However, this trend has become unstable in recent years, especially amid the trade controversy between the United States and China. It is difficult to predict how the United States and China government policies

may affect the exchange rate between the dollar and RMB.

If the RMB continues its appreciation to the U.S. dollar under China's currency exchange system, our operating costs will continue to increase, and if China adopts a different or more flexible system of currency exchange resulting in greater appreciation of the RMB to the U.S. dollar, our operating costs could increase even more. In either event, such appreciation would adversely affect our financial results in a manner similar to the effects we have suffered, and may in the future suffer, as a consequence of our increasing labor costs.

For a discussion of the risks to our business from increases in our costs of labor, please see the risk factor immediately above entitled "The economy of China has been experiencing significant growth, leading to inflation and increased labor costs. Increases in labor costs of workers in the PRC generally, and in the Province where our manufacturing facilities are located particularly, have had and can be expected to continue to have a material and adverse effect on our operating results."

If OEMs stop or reduce their manufacturing outsourcing, our business could suffer.

Our revenues depend on outsourcing by OEMs to us and to other contract manufacturers for which we manufacture end-products or parts and components. Current and prospective customers continuously evaluate our capabilities against other providers as well as against the merits of manufacturing products themselves. Our business would be adversely affected if OEMs decide to perform these functions internally. Similarly, we depend on new outsourcing opportunities to mitigate against lost revenues arising from the decline in demand for our customers' products as a consequence of prevailing global economic conditions, and our business would be adversely affected if we are not successful in gaining additional business from these opportunities or if OEMs do not outsource additional manufacturing business.

We could experience credit problems with our customers, which could adversely impact our operating results and financial condition and could adversely reduce our future revenues.

We manufacture and sell injection-molded plastic parts and components and provide manufacturing services for electrical products and subassemblies to companies and industries that have in the past, and may in the future, experience financial difficulty, particularly in light of recent conditions in the credit markets and the overall worldwide economy. For information on the concentration of our credit risk, see Note 15 of Notes to Consolidated Financial Statements included later in this Report.

If our customers experience financial difficulty, we could have problems recovering amounts owed to us from these customers, or demand for our products and services from these customers could decline. If one or more of our customers, particularly customers to which we have extended substantial credit and which have become material account debtors on our accounts receivables, were to become insolvent or otherwise were unable to pay for the products or services provided by us on a timely basis, or at all, our operating results and financial condition could be adversely affected. Such adverse effects could include one or more of the following:

- provision or increased provision for doubtful accounts,
- a charge for inventory write-offs,
- a reduction in revenue,
- decreases in cash, and
- increases in working capital requirements.

Because material amounts of our funds are held in banks where only limited protection on deposit accounts is required, the failure of any bank in which we deposit our funds could result in a loss of those funds to the extent exceeding the amounts protected and could, depending on the amount involved, affect our ability to continue in business.

At March 31, 2019, we had cash on hand of \$14.4 million and time deposits maturing over three months of \$0.4 million, which were invested in interest bearing investments at banks or other financial institutions. Of that amount, approximately \$2.9 million was held in banks and other financial institutions in Hong Kong, \$6.2 million in Macao and \$5.7 million in the PRC. The Hong Kong government provides deposit protection up to a maximum amount of HK\$500,000 (approximately U.S.\$ 63,997 based on the midpoint exchange rate for June 30, 2019 reported by "Historical Exchange Rates" at [http:// www.oanda.com/currency/historical-rates/](http://www.oanda.com/currency/historical-rates/)) for each depositor in any

individual bank in Hong Kong, and the Macao government provides deposit protection up to a maximum amount of MOP\$500,000 (approximately U.S.\$ 62,133 based on the midpoint exchange rate for June 30, 2019 reported by “Historical Exchange Rates” at [http:// www.oanda.com/currency/historical-rates/](http://www.oanda.com/currency/historical-rates/)) for each depositor with any individual bank in Macao. We understand that in the event of a bank failure of a bank in the PRC, a PRC-government agency is to provide some, unspecified, protections of deposit accounts to individual depositors. After three interest rate hikes in 2011, there were recommendations in early 2012 from China’s economists that a formal insurance system from China’s central bank is necessary to protect depositors’ assets. On May 1, 2015, the new “Deposit Insurance Regulations” became effective in the PRC and provide that the maximum protection would be up to RMB500,000 (including principal and interest) per depositor per insured financial institution. Depending upon the amounts of funds we have on deposit in a Hong Kong, Macao or PRC financial institution that fails, our inability to have immediate access to our cash, and the lack of deposit protection in excess of applicable protection limits, could impair our operations, and, if we are not able to access needed funds to pay our suppliers, employees and other creditors, we may be unable to continue in business.

Our industry is extremely competitive, with aggressive pricing dynamics, and if we are not able to continue to provide competitive products and services, we may lose business.

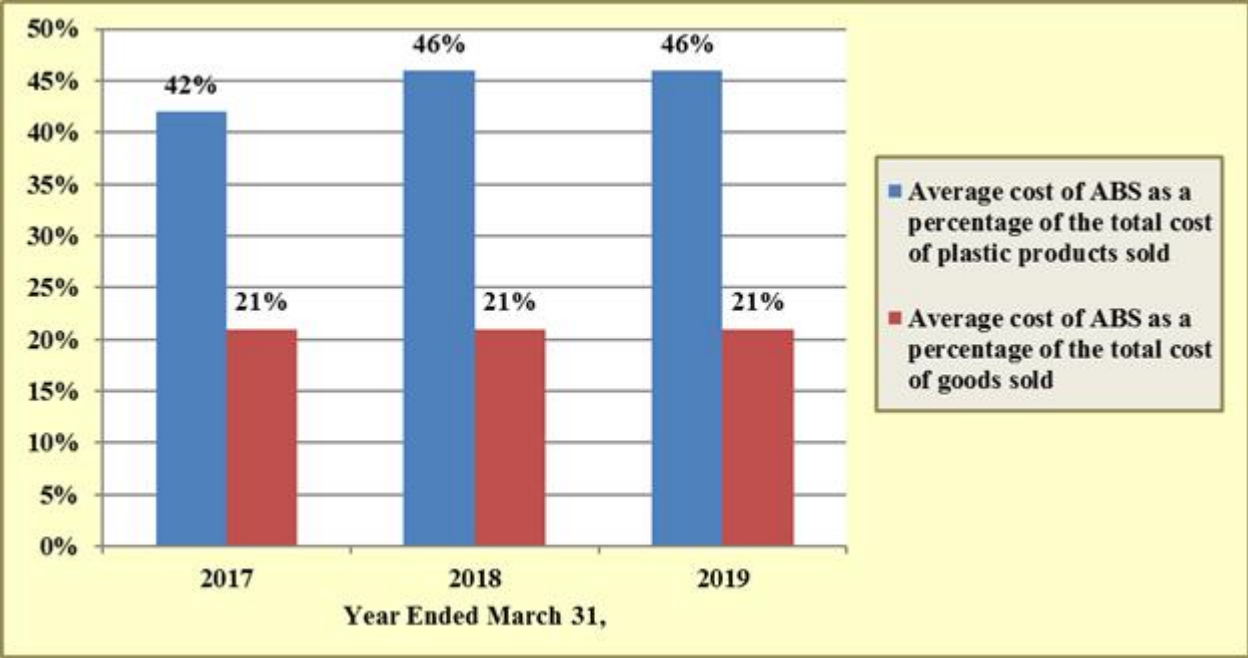
We compete with a number of different companies in production of injection-molded plastic parts and components, electrical products and subassemblies and metallic molds and accessories. For example, we compete with Asian-based manufacturers and/or suppliers of injection-molded plastic parts and components, major global electronic manufacturing services (“EMS”) providers, other smaller EMS companies that have a regional or product-specific focus, and original design manufacturers with respect to some of the services that we provide. We also compete with our current and prospective customers, who evaluate our capabilities in light of their own capabilities and cost structures. Our market segments are extremely competitive, many of our competitors have achieved substantial market share and many have lower cost structures and greater manufacturing, financial or other resources than we do. We face particular competition from Asian-based competitors, including Taiwanese EMS providers which compete in our end markets. If we are unable to provide comparable manufacturing services and improved products at lower cost than the other companies in our market, our net sales could decline.

Uncertainty and adverse changes in the economy and financial markets may also increase the competitive environment in our market segments which could also impact our operating results. In addition, the EMS industry is currently experiencing excess manufacturing capacity and has seen increased competition. To stay competitive, we have had retired some old machines and reinvested in some state of the art ones in order to best achieve high efficiency, precision and quality.

Nonetheless, the above factors have exerted and will continue to exert additional pressures on pricing for injection-molded plastic parts and components and for our electronic manufacturing services, thereby increasing the competitive pressures in our market segments generally. We may not be able to compete successfully against our current and future competitors, and the competitive pressures we face may have a material adverse effect on us.

We have no long-term contracts to obtain plastic resins and our profit margins and operating results could suffer from an increase in resin prices.

The primary materials used by us in the manufacture of our plastic injection molded products are various plastic resins. The following table shows our cost of plastic resins as a percentage of our cost of plastic products sold and as a percentage of our total costs of goods sold for the years ended March 31, 2017, 2018 and 2019:



We have no long-term contracts with our resin suppliers. Accordingly, our financial performance is dependent to a significant extent on resin markets and the ability to pass through price increases to our customers. The capacity, supply and demand for plastic resins and the petrochemical intermediates from which they are produced are subject to cyclical price fluctuations, including those arising from supply shortages. Consequently, resin prices may fluctuate as a result of changes in natural gas and crude oil prices and the capacity, supply and demand for resin and petrochemical intermediates from which they are produced. Over the past several years, oil prices have experienced significant volatility. In addition, we have found that increases in resin prices are difficult to pass on to our customers. In the past, increases in resin prices have increased our costs of goods sold and adversely affected our operating margins. A significant increase in resin prices in the future could likewise adversely affect our operating margins and results of operations.

Shortages of components and materials used in our production of electronics products may delay or reduce our sales and increase our costs.

From time to time, we have experienced shortages of some of the electronic components that we need and use in our electronics manufacturing market segment. These shortages can result from strong demand for those components or from problems experienced by suppliers. These unanticipated component shortages could result in curtailed production or delays in production, which may prevent us from making scheduled shipments to customers. Our inability to make scheduled shipments could cause us to experience a reduction in sales, increase in inventory levels and costs, and could adversely affect relationships with existing and prospective customers. Component shortages may also increase our cost of goods sold because we may be required to pay higher prices for components in short supply and redesign or reconfigure products to accommodate substitute components. As a result, component shortages could adversely affect our operating results. Our performance depends, in part, on our ability to incorporate changes in component costs into the selling prices for our products.

Certain of the electronic products we manufacture, particularly those for customers whose orders are widely spaced at irregular intervals for small lots of customized products, require components from single-source or customer-designated suppliers. Shortages of specific components often result in the suppliers allocating available quantities among their customers based on volume and purchasing history. Generally, we lack sufficient bargaining power with these suppliers to assure a stable supply of needed components. Delays in our obtaining, or our inability to obtain, these materials could slow production, delay shipments to our customers, increase our costs and hamper our operating results.

We face inventory risks of obsolescence and impairment charges by providing turnkey manufacturing of electronic products.

We conduct most of the manufacturing of electronic products for our customers on a “turnkey” basis, where we mainly take care of materials procurement, as well as product design and development for customers’ selection and collaboration. Turnkey manufacturing involves greater resource investment and inventory risk management than consignment manufacturing, where the customer provides the components and materials needed to manufacture the products it orders. If we fail to manage our inventory effectively, we may bear the risk of fluctuations in materials costs, scrap and excess inventory, all of which can have an adverse impact on our business, financial condition and results of operations. In addition, delays, cancellations or reductions of orders by our customers could result in an excess of materials. An excess of components and materials would increase our costs of maintaining inventory and may increase the risk of inventory obsolescence and impairment charges, which may increase our costs and decrease operating margins and otherwise harm our operating results.

Periods in which we receive rapid increases in orders with the lengthening of lead times by suppliers could cause a shortage of materials needed for us to fulfill orders received from customers expecting normal or accelerated delivery. A shortage of materials could lengthen production schedules and costs substantially, particularly for orders from our customers placed for short-term or rapid delivery and could force us to seek and purchase needed components at premium prices, which would increase our costs of goods sold and reduce our operating margins.

The Chinese government could change its policies toward or even nationalize private enterprise, which could result in the total loss of our investment in that country.

Our manufacturing facilities are located in China. As a result, our operations and assets are subject to significant political, economic, legal and other uncertainties associated with doing business in China. Over the past several years, the Chinese government has pursued economic reform policies including the encouragement of private economic activity and greater economic decentralization. The Chinese government may not continue to pursue these policies or may significantly alter them to our detriment from time to time without notice. Changes in policies by the Chinese government resulting in changes in laws, regulations, or their interpretation, or the imposition of confiscatory taxation, restrictions on currency conversion or imports and sources of supply could materially and adversely affect us. The nationalization or other expropriation of private enterprises by the Chinese government could result in the total loss of our investment in that country.

There may be a lack of remedies and impartiality under the Chinese legal system that prevents us from enforcing the agreements under which we operate our factories.

We do not own the land on which our factories in China are located. We occupy our manufacturing facilities under land use agreements or under tenancy agreements with the local Chinese government. These agreements may be difficult to enforce in China, which could force us to accept terms that may not be as favorable as those provided in our agreements. Unlike the U.S., China has a civil law system based on written statutes in which judicial decisions have little precedential value. The Chinese government has enacted some laws and regulations dealing with matters such as corporate organization and governance, foreign investment, commerce, taxation and trade. However, their experience in implementing, interpreting and enforcing these laws and regulations is limited, and our ability to enforce commercial claims or to resolve commercial disputes is unpredictable. These matters may be subject to the exercise of considerable discretion by agencies of the Chinese government, and forces unrelated to the legal merits of a particular matter or dispute may influence their determination.

If our business licenses in China were not renewed, we would be required to move our operations out of China, which would impair our financial results, competitiveness and market position and jeopardize our ability to continue operations.

Our activities in China require business licenses, the scope of which is limited to our present activities, and require review and approval of our activities by various national and local agencies of Chinese government. The Chinese government may not continue to approve our activities, grant or renew our licenses or grant or renew licenses to expand our existing activities. Our inability to obtain needed approvals or licenses could prevent us from continuing to conduct operations in China. If for any reason we were required to move our manufacturing operations outside of China, our financial results would be substantially impaired, our competitiveness and market position would be materially jeopardized and we may not be able to continue operations.

Our insurance coverage may not be adequate to cover losses related to major accidents, forces of nature or product liability risks.

Risks associated with our business include risk of damage to our stock in trade, goods and merchandise, furniture

and equipment and factory buildings in China. At March 31, 2019, we maintained fire, casualty and theft insurance aggregating approximately \$109.6 million covering damages to fixed and movable assets, equipment, manufacturing facilities in China and furniture and fixtures at our facilities. The proceeds of this insurance may not be sufficient to cover material damage to, or the loss of, any of our factories due to fire, severe weather, flood, forces of nature, such as major earthquakes, which are common in China, or other natural disasters. We may experience difficulty or delays in receiving compensation from the insurance companies and may not receive insurance proceeds adequate to compensate us fully for a potential loss. Although we maintain insurance addressing damage to and destruction to our facilities and equipment, we do not have business interruption insurance.

Despite quality assurance measures, there remains a risk that defects may occur in our products. The occurrence of any defects in our products could give rise to liability for damages caused by such defects. They could, moreover, impair the market's acceptance of our products. At March 31, 2019, we had only limited product liability insurance. Although we have not experienced any product quality claims from significant customers, if future claims do arise, costs to defend, adverse judgments or amounts we may be forced to pay in settlement would increase our expenses. If we incur losses which are not covered under our insurance, or the amount of compensation that we receive from the insurer is significantly less than the actual loss, our financial condition and results of operations could be materially and adversely affected.

Due to restrictions under PRC law on distributions of dividends by our subsidiaries in the PRC, we may be forced to reduce the amount of, or not be able to pay, dividends to our shareholders.

Under the PRC Income Tax Law and the implementation rules, only distributable profits earned by PRC entities can be distributed. The calculation of distributable profits under accounting principles and financial regulations applicable to PRC enterprises differs in many ways from U.S. GAAP. Our subsidiaries in the PRC are also required to reserve 10% of their profits for future development and staff welfare, which amounts are not distributable as dividends. These rules and possible changes to them could restrict our PRC subsidiaries from repatriating funds ultimately to us and our stockholders as dividends.

Under the unified enterprise income tax law ("EIT Law"), profits of the PRC entities earned on or after January 1, 2008 and distributed to the Company are subject to withholding tax at a rate of 10%, unless the Company is deemed a resident enterprise for tax purposes, or is incorporated in a country which has a tax treaty with PRC that provides for a different withholding arrangement. As a result of this PRC withholding tax, amounts available to us in earnings distributions from our PRC enterprises have been reduced. Since we derive the funds distributed to shareholders from our subsidiaries in the PRC, the reduction in amounts available for distribution from our PRC enterprises could, depending on the income generated by our PRC subsidiaries, force us to reduce, or possibly eliminate, the dividends we have paid to our shareholders historically. For this reason, or other factors, we may decide not to declare dividends in the future. If we do pay dividends, we will determine the amounts when they are declared and even if we do declare dividends in the future, we may not continue them in any future period.

Under China's EIT Law, we may be classified as a "resident enterprise" for PRC tax purposes, which may subject us to PRC enterprise income tax for any dividends we receive from our Chinese subsidiaries and to PRC income tax withholding for any dividends we pay to our non-PRC stockholders.

Under the PRC's EIT Law, an enterprise established outside of China whose "de facto management bodies" are located in China is considered a "resident enterprise" and is subject to the 25% enterprise income tax rate on its worldwide income.

All of our manufacturing operations are conducted and managed in the PRC. Our corporate structure, illustrating our incorporation in BVI and our ownership of companies inside and outside of China, is set forth on page 23 of this Report. If the PRC tax authorities determine that our holding company structure utilizing companies outside of China is a "resident enterprise" for PRC enterprise income tax purposes, we may be subject to an enterprise income tax rate of 25% on our worldwide taxable income. The "resident enterprise" classification also could subject us to a 10% withholding tax on any dividends we pay to our non-PRC stockholders if the relevant PRC authorities determine that such income is PRC-sourced income. If we are classified as a "resident enterprise" and we incur these tax liabilities, our financial results would be negatively impacted accordingly.

Transactions between our subsidiaries may be subject to scrutiny by the PRC tax authorities. A finding that any of our China subsidiaries owe additional taxes, late payment interest or other penalties could adversely affect our operating results materially.

The PRC's EIT Law emphasizes the requirement of an arm's-length basis for transfer pricing transactions between related parties. It requires enterprises with transactions between related parties, such as transactions between our subsidiaries located inside and outside of China, to prepare transfer pricing documentation that includes the basis for determining pricing, the computation methodology and detailed explanations. We could face material and adverse consequences if the PRC tax authorities determine that transactions between our subsidiaries do not represent arm's-length pricing and are thereby deemed tax avoidance, or determine that related documentation does not meet the requirements of the EIT Law. Such determinations could result in increased tax liabilities of the affected subsidiaries and potentially subject them to late payment interest and other penalties.

Controversies affecting China's trade with the United States could harm our operations or depress our stock price.

Historically, the United States has been the major or significant geographical area of our product sales in terms of shipping destinations. The United States was our number two market in fiscal years ended March 31, 2017, March 31, 2018 and March 31, 2019. See ITEM 4 "Information on the Company – Customers and Marketing" on page 29 of this Report for information regarding our net sales as a percentage of total sales to customers by geographic area. While China has been granted permanent most favored nation trade status in the United States, controversies between the United States and China may arise that threaten the status quo involving trade between the United States and China. These controversies could adversely affect our business by, among other things, causing our products in the United States to become more expensive, which could result in a reduction in the demand for our products by customers in the United States. Recently, political and trade friction between the United States and China has escalated.

In July 2018 and again in September 2018, the United States imposed tariffs on a wide range of products and other goods from China. In May 2019, negotiations on tariffs and other trade matters between the United States and China came to a halt, and both sides escalated the trade dispute. In June 2019, trade talks resumed between the United States and China, and the United States indicated it would not impose additional tariffs at this time. Although negotiations are to resume in the second half of 2019 between the United States and China, it is possible the United States will impose additional tariffs. Given our manufacturing in China, and our lack of manufacturing elsewhere, the imposition of tariffs by the United States presents particular risks for us. Tariffs that have already been announced and implemented have covered certain of our products. The trade controversy between the United States and China is still evolving, and we cannot predict future trade policy. However, future tariffs could cover more or all of our products, resulting in an adverse effect on our operations, including customer demand, or on the prevailing market price of our common shares.

Future relocation of certain manufacturing lines may not be successful.

The outcome of the trade controversy between the United States and China is not be predictable as of this time. In order to mitigate the uncertainties caused by the issue, we have been studying the feasibility of reallocating part of our production to Southeast Asian countries since 2018. In June 2019, we engaged an internationally-recognized professional service firm to provide advice and assistance in the completion of required statutory procedures for the incorporation of a wholly foreign invested enterprise in Vietnam (the "FIE"). The incorporation of the FIE is still in progress as of the date of this Report. We are in the stage of visiting different locations in Vietnam, planning potential employee and management relocations and negotiating the relocation with our customers.

While this may mitigate our exposure to the trade dispute between the United States and China, relocation of manufacturing lines in Vietnam may face difficulties and possibly be unsuccessful in the future. We may fail to select appropriate manufacturing plants in Vietnam. Some of our competent and experienced employees and management may not be willing to relocate and work in Vietnam. The quality of the products manufactured and assembled in Vietnam may not be accepted by our customers. A new manufacturing plant in Vietnam could require significant management attention and could result in a diversion of resources away from our existing business. We may also need to obtain approvals and licenses from relevant government authorities to comply with applicable laws and regulations, which could result in increased costs and delays.

Restrictions on the convertibility of RMB into foreign currency may limit our ability to transfer excess funds or dividends to the Company's subsidiaries outside China.

Our manufacturing operations are conducted by our subsidiaries located in China and funds are frequently transferred into our subsidiaries in China. Thus, any future restrictions on currency exchanges may limit our ability to transfer excess funds or dividends outside China. Although the PRC government introduced regulations in 1996 to allow greater convertibility of RMB for current account transactions, significant restrictions still remain, including primarily the restriction that foreign-invested enterprises may only buy, sell and/or remit foreign currencies at those

banks authorized to conduct foreign exchange business after providing valid commercial documents. The Chinese regulatory authorities may impose more stringent restrictions on the convertibility of RMB, especially with respect to foreign exchange transactions.

Political and economic instability of Hong Kong and Macao could harm our operations.

Our administration and accounting offices are located in Macao, formerly a Portuguese Colony, and some of our customers and suppliers are located in Hong Kong, formerly a British Crown Colony. Sovereignty over Macao and Hong Kong was transferred to China effective on December 20, 1999 and July 1, 1997, respectively. Since their transfers, Macao and Hong Kong have become Special Administrative Regions of China, enjoying a high degree of autonomy except for foreign and defense affairs. Moreover, China's political system and policies are not practiced in Macao or Hong Kong. Under the principle of "one country, two systems," Macao and Hong Kong maintain legal systems that are different from that of China. Macao's legal system is based on the Basic Law of the Macao Special Administrative Region and, similarly, Hong Kong's legal system is based on the Basic Law of the Hong Kong Special Administrative Region. It is generally acknowledged as an open question whether Hong Kong's future prosperity in its role as a hub and gateway to China will be diminished. The continued stability of political, economic or commercial conditions in Macao and Hong Kong remain uncertain, and any instability could have an adverse impact on our business.

The PRC's national labor law restricts our ability to reduce our workforce if we conclude that we need to make future reductions.

In June 2007, the National People's Congress of the PRC enacted labor legislation, called the Labor Contract Law, and that law became effective on January 1, 2008. The law formalized workers' rights concerning overtime hours, pensions, layoffs, employment contracts and the role of trade unions. Considered one of the strictest labor laws in the world, among other things, this law requires an employer to conclude an "open-ended employment contract" with any employee who either has worked for the employer for 10 years or more or has had two consecutive fixed-term contracts. An "open-ended employment contract" is in effect a lifetime, permanent contract, which is terminable only in specified circumstances, such as a material breach of the employer's rules and regulations, or for a serious dereliction of duty. Such employment contracts with qualifying workers would not be terminable if, for example, we determined to downsize our workforce in the event of an economic downturn. Under the 2007 law, downsizing by 20% or more may occur only under specified circumstances, such as a restructuring undertaken pursuant to China's Enterprise Bankruptcy Law, or where a company suffers serious difficulties in production and/or business operations. Also, if we lay off more than 20 employees or 10% at one time, we have to communicate with the labor union of our Company and report to the District Labor Bureau. Deswell's entire staff, who are employed to work exclusively within the PRC, is covered by the law. In response to prevailing business conditions, we decreased our workforce by 135 in the fiscal year ended March 31, 2019 after decreasing our workforce by 2 in the fiscal year ended March 31, 2018. However, we may incur much higher costs under China's Labor Contract Law if we are forced to downsize our workforce in the future. Accordingly, this law can be expected to exacerbate the adverse effect of unfavorable economic conditions on our results of operations and financial condition.

Our customers are dependent on shipping companies for delivery of our products and interruptions to shipping could materially and adversely affect our business and operating results.

Generally, we sell our products F.O.B. Hong Kong or F.O.B. China and our customers are responsible for the transportation of products from Hong Kong or China to their final destinations. Our customers rely on a variety of carriers for product transportation through various world ports. A work stoppage, strike or shutdown of one or more major ports or airports could result in shipping delays materially and adversely affecting our customers, which in turn could have a material adverse effect on our business and operating results. Similarly, an increase in freight surcharges due to rising fuel costs or general price increases could materially and adversely affect our business and operating results.

Protecting, seeking licenses for, or asserting claims over, intellectual property could be costly.

We usually rely on trade secrets, industry expertise and the sharing with us by our customers of their intellectual property. However, there can be no assurance that intellectual property that we use in our business does not violate rights in such property belonging to others. We may be notified that we are infringing patents, copyright or other intellectual property rights owned by other parties. In the event of an infringement claim, we may be required to spend a significant amount of money to develop a non-infringing alternative or to obtain licenses. We may not be successful in developing alternatives or in obtaining licenses on reasonable terms, if at all. Any litigation, even

without merit, could result in substantial costs and could adversely affect our business and operating results.

Our strategy has been to evaluate trade names and trademarks, and to consider seeking patents, where we believe that such trade names, trademarks or patents would be available and adequate to protect our rights to products or processes that we consider material to our business. To the extent we do seek to obtain trade names, trademarks or patents, we may be required to institute litigation in order to enforce them or other intellectual property rights to protect our business interests. Such litigation could result in substantial costs and could adversely affect sales, financial results and growth.

We are dependent on customers operating in highly competitive markets and the inability of our customers to succeed in their markets can adversely impact our business, operating results and financial condition.

The end markets we serve can experience major swings in demand which, in turn, can significantly impact our operations. Our financial performance depends on our customers' ability to compete and succeed in their markets, which have been, and could continue to be, affected directly by prevailing global economic conditions. The majority of our customers' products are characterized by rapid changes in technologies, increased standardization of technologies and shortening of product lifecycles. In many instances, our customers have experienced severe revenue erosion, pricing and margin pressures, and excess inventories during recent years.

We could suffer losses from corrupt or fraudulent business practices.

Corruption and other fraudulent practices remain a concern in China. We could suffer losses from fraudulent practices if we are not successful in implementing and maintaining preventative measures.

Because our operations are international, we are subject to significant worldwide political, economic, legal and other uncertainties.

We are incorporated in the BVI and have subsidiaries incorporated in the BVI, Macao, Hong Kong, Samoa and China. Our administrative and accounting office is located in Macao. We manufacture all of our products in China. As of March 31, 2019, approximately 54.0% of the net book value of our total identifiable assets was located in China. We sell our products to customers principally in China, the United States, Hong Kong, Europe (the United Kingdom, Norway and Holland) and Canada. Our international operations may be subject to significant political and economic risks and legal uncertainties, including:

- changes in economic and political conditions and in governmental policies,
- changes in international and domestic customs regulations,
- wars, civil unrest, acts of terrorism and other conflicts,
- changes in tariffs, trade restrictions, trade agreements and taxation,
- difficulties in managing or overseeing foreign operations, and
- limitations on the repatriation of funds because of foreign exchange controls.

The occurrence or consequences of any of these factors may restrict our ability to operate in the affected region and negatively impact our operations in that region, or as a whole.

We depend on our executive officers, senior managers and skilled personnel.

Our success depends largely upon the continued services of our executive officers as well as upon our ability to attract and retain qualified technical, manufacturing and marketing personnel. Generally, our executive officers and senior managers are not bound by employment or non-competition agreements and we cannot assure you that we will be able to retain them. The loss of service of any of our officers or key management personnel could have a material adverse effect on our business and operating results. We do not have key person insurance on our executive officers. We believe that our future success will depend, in part, on our ability to attract and retain highly skilled executive, technical and management personnel and if we are not able to do so, our business and operating results could be harmed.

Compliance with current and future environmental regulations may be costly and could impact our future operating results adversely.

The laws and regulations related to environmental protection have been tightening in recent years in China and

in our end markets, requiring production facilities that may cause pollution or produce other toxic materials to take steps to protect the environment and establish an environmental protection and management system. When an entity fails to adopt preventative measures or control facilities that meet the requirements of environmental protection standards, it is subject to suspension of production or operations and for payment of fines. Compliance with relevant laws and regulations can be costly and disrupt operations.

Our operations create some environmentally sensitive waste that may increase in the future depending on the nature of our manufacturing operations. The general issue of the disposal of hazardous waste has received increasing attention from Chinese national and local governments and foreign governments and agencies and has been subject to increasing regulation. Currently, relevant Chinese environmental protection laws and regulations impose fines on discharge of waste materials and empower certain environmental authorities to close any facility which causes serious environmental problems. Although it has not been alleged that we have violated any current environmental regulations by China government officials, the Chinese government could amend its current environmental protection laws and regulations. Our business and operating results could be materially and adversely affected if we were to increase expenditures to comply with environmental regulations affecting our operations.

In addition, we could face significant costs and liabilities in connection with product take-back legislation, which enables customers to return a product at the end of its useful life and charge us with financial and other responsibility for environmentally safe collection, recycling, treatment and disposal. We also face increasing complexity in our product design and procurement operations as we adjust to requirements relating to the materials composition of electronic products. If our products are not compatible with such requirements, we could experience the loss of revenue, damages to our reputation, diversion of resources, monetary penalties, and legal action. Other environmental regulations may require us to reengineer our products to utilize components that are more environmentally compatible. Such reengineering and component substitution may result in additional costs to us. Although we currently do not anticipate any material adverse effects based on the nature of our operations and the effect of such laws, there is no assurance that such existing laws or future laws will not have a material adverse effect on us.

Power shortages in China could affect our business.

We consume substantial amounts of electricity in our manufacturing processes at our production facilities in China. In the past, we have experienced a number of power shortages at our production facilities in China, though we are sometimes given advance notice of such power shortages. In relation to these power shortages we have a backup power system. However, there can be no assurance that in the future our backup power system will be completely effective in the event of a power shortage, particularly if that power shortage is over a sustained period of time and/or we are not given advance notice of it. Any power shortage, brownout or blackout for a significant period of time may disrupt our manufacturing, and as a result, may have an adverse impact on our business.

In the future, we may be required to write down long-lived assets and these impairment charges would adversely affect our future operating results.

As of March 31, 2019, our balance sheet included approximately \$30.2 million in long-lived assets. Under applicable accounting rules, we review long-lived assets, such as property, plant, and equipment, for impairment whenever events or changes in circumstances indicate that the carrying amount of an asset may not be recoverable. Valuation of our long-lived assets requires us to make various assumptions and these assumptions are used to forecast future, undiscounted cash flows. If actual market conditions differ or our forecasts change, we may be required to reassess long-lived assets and could record an impairment charge. If we are required to take substantial impairment charges in future periods, our earnings would be decreased or our losses would be increased in the period or periods in which the charges occur.

A material failure of internal control over financial reporting could materially impact the Company's financial results.

In designing and evaluating its internal control over financial reporting, management recognizes that any internal control or procedure, no matter how well designed and operated, can provide only reasonable assurance of achieving desired control objectives, and management is required to apply its judgment in evaluating the cost-benefit relationship of possible controls and procedures. Management believes that the Company's internal control over financial reporting currently provides reasonable assurance of achieving their control objectives. However, no system of internal controls can be designed to provide absolute assurance of effectiveness. See ITEM 15 "Controls and Procedures" later in this Report. A material failure of internal control over financial reporting could materially impact the Company's reported financial results and the market price of its stock could significantly decline. Additionally,

adverse publicity related to a material failure of internal control over financial reporting could have a negative effect on the Company's reputation and business.

Our auditor, like other independent registered public accounting firms operating in China, is not permitted to be subject to inspection by the Public Company Accounting Oversight Board, and as such, investors may be deprived of the benefits of such inspection.

Our independent registered public accounting firm that issues the audit reports included in our annual reports filed with the SEC, as an auditor of companies that are traded publicly in the United States and a firm registered with the Public Company Accounting Oversight Board (United States), or PCAOB, is required by the laws of the United States to undergo regular inspections by PCAOB to assess its compliance with the laws of the United States and professional standards. Because our auditor is located in China, a jurisdiction where PCAOB is currently unable to conduct inspections without the approval of the PRC authorities, our auditor, like other independent registered public accounting firms operating in China, is currently not inspected by PCAOB.

Inspections of other firms that PCAOB has conducted outside of China have identified deficiencies in those firms' audit procedures and quality control procedures, which may be addressed as part of the inspection process to improve future audit quality.

The inability of PCAOB to conduct inspections of independent registered public accounting firms operating in China makes it more difficult to evaluate the effectiveness of our auditor's audit procedures or quality control procedures. As a result, investors may be deprived of the benefits of PCAOB inspections.

Potential new accounting pronouncements or changes in interpretation by NASDAQ may adversely impact our future financial position and results of operations in the future.

We prepare our financial statements in conformity with the generally accepted accounting principles of the United States of America "U.S. GAAP." A change in these accounting principles and policies, especially as interpreted by the Securities and Exchange Commission and The NASDAQ Stock Market, may have an impact on our future financial position and results of operations. Historically, regulatory changes, such as the requirement of the Financial Accounting Standards Board to expense stock options grants, and other legislative initiatives have increased our general and administrative costs and future changes could have a similar adverse impact on our financial results.

The concentration of share ownership in our senior management allows them to control the outcome of matters requiring shareholder approval.

As of June 30, 2019, the Chairman of the Board of Directors of the Company, Richard Pui Hon Lau, beneficially owned approximately 51.7% of our outstanding common shares, allowing Mr. Lau to control the outcome of all matters requiring approval by our shareholders, including the election of directors and approval of significant corporate transactions. This ability may have the effect of delaying or preventing a change in control of Deswell, or causing a change in control of Deswell that may not be favored by our other shareholders. As of June 30, 2019, members of our senior management and Board of Directors as a group, including Mr. Lau, beneficially owned approximately 61.6% of our outstanding common shares. There are no agreements, understandings, or commitments among the members of our senior management and Board of Directors to vote their shares in any specific manner, or to vote collectively for or against any matter that may come before the shareholders.

Our board's ability to amend our charter without shareholder approval could have anti-takeover effects that could prevent a change in control.

As permitted by the law of the BVI, many provisions of our Memorandum and Articles of Association, which are the terms used in the BVI for a corporation's charter and bylaws, may be amended by our board of directors without shareholder approval provided that a majority of our independent directors do not vote against the amendment. This includes amendments to increase or reduce our authorized capital stock. Our board's ability to amend certain provisions of our charter documents without shareholder approval, including its ability to create and issue further common shares, could have the effect of delaying, deterring or preventing a change in control of Deswell, including a tender offer to purchase our common shares at a premium over the then current market price.

Our exemptions from certain of the reporting requirements under the Exchange Act limits the protections and information afforded to investors.

We are a foreign private issuer within the meaning of rules promulgated under the Securities Exchange Act of 1934, as amended (the "Exchange Act"). As a foreign private issuer, we are exempt or excluded from certain

provisions applicable to United States public companies including:

- the rules under the Exchange Act requiring the filing with the Commission of quarterly reports on Form 10-Q or current reports on Form 8-K;
- the sections of the Exchange Act regulating the solicitation of proxies, consents or authorizations in respect to a security registered under the Exchange Act;
- the sections of the Exchange Act requiring insiders to file public reports of their stock ownership and trading activities and establishing insider liability for profits realized from any “short-swing” trading transaction (i.e., a purchase and sale, or sale and purchase, of the issuer’s equity securities within less than six months); and
- Regulation FD, the SEC’s rules regulating disclosure of information by publicly traded companies and other issuers and requiring that when an issuer discloses material nonpublic information to certain individuals or entities such as stock analysts, or holders of the issuer’s securities who may trade on the basis of the information, the issuer must make public disclosure of that information.

In addition, because we are a “controlled company” under the NASDAQ Marketplace Rules, certain of the corporate governance standards of The NASDAQ Stock Market that are applied to domestic companies having securities included on The NASDAQ Stock Market are not applicable to us. For example, as a controlled company we are exempt from certain corporate governance provisions of sections 5600 *et seq.* of NASDAQ’s Marketplace Rules. We rely on exemptions from the following NASDAQ Marketplace Rules:

- *Rule 5605(b)(1)*: Our board is not comprised of a majority of independent directors.
- *Rule 5605(d)*: Our board does not have a compensation committee and compensation of our Chief Executive Officer and other executive officers is neither determined nor recommended to the board by a majority of our independent directors. For information regarding why we do not have an independent compensation committee, see the discussion under “Other Committees; NASDAQ Compliance” in ITEM 6 “Directors and Senior Management” of this Report.
- *Rule 5605(e)*: Nominees for appointment as our directors are not selected or recommended by either a majority of our independent directors, or a nominating committee composed solely of independent directors, and we do not have a formal written charter addressing the nominations process.

Because of these exemptions or exclusions, investors are not afforded the same protections or information generally available to investors in public companies organized in the United States and having securities included on The NASDAQ Stock Market.

Legislation enacted in the BVI as to Economic Substance may affect our operations

Pursuant to the Economic Substance (Companies and Limited Partnerships) Act, 2018 of the BVI (the “BVI ES Act”) that came into force on 1 January 2019, a “legal entity” carrying on a “relevant activity” is required to establish economic substance in the BVI unless it is tax resident in another jurisdiction (which is not on Annex 1 to the European Union’s list of non-cooperative jurisdictions for tax purposes). We are consulting with advisers on the extent to which we are required to comply with the BVI ES Act with respect to our operations.

Further guidance is expected from the BVI government to clarify certain definitions and requirements in the BVI ES Act and our advisers are monitoring these developments. In the event that we are required to have economic substance in the BVI according to the BVI ES Act but fail to satisfy such requirements, we may be liable to financial and other penalties in accordance with the BVI ES Act. If we are required to establish economic substance in the BVI or if we choose to reorganize ourselves so as to not be subject to the BVI ES Act, or if we fail to establish the required substance, this could result in additional costs that might adversely affect our financial condition or results.

ITEM 4. INFORMATION ON THE COMPANY

Corporate Information

Deswell Industries, Inc. was founded in 1987 in Hong Kong and moved its manufacturing operations to China in

1990 to take advantage of lower overhead cost, competitive labor rate and tax concessions available in Shenzhen, China as compared with Hong Kong.

We were reincorporated in December 1993 as a limited liability International Business Company under the British Virgin Islands International Business Companies Act, 1984 (the “IBC Act”). Effective on January 1, 2007, the BVI repealed the IBC Act, and simultaneously with such repeal, we were automatically re-registered under the BVI’s corporate law replacing the IBC Act, the BVI Business Companies Act, 2004 (the “BVI BC Act”).

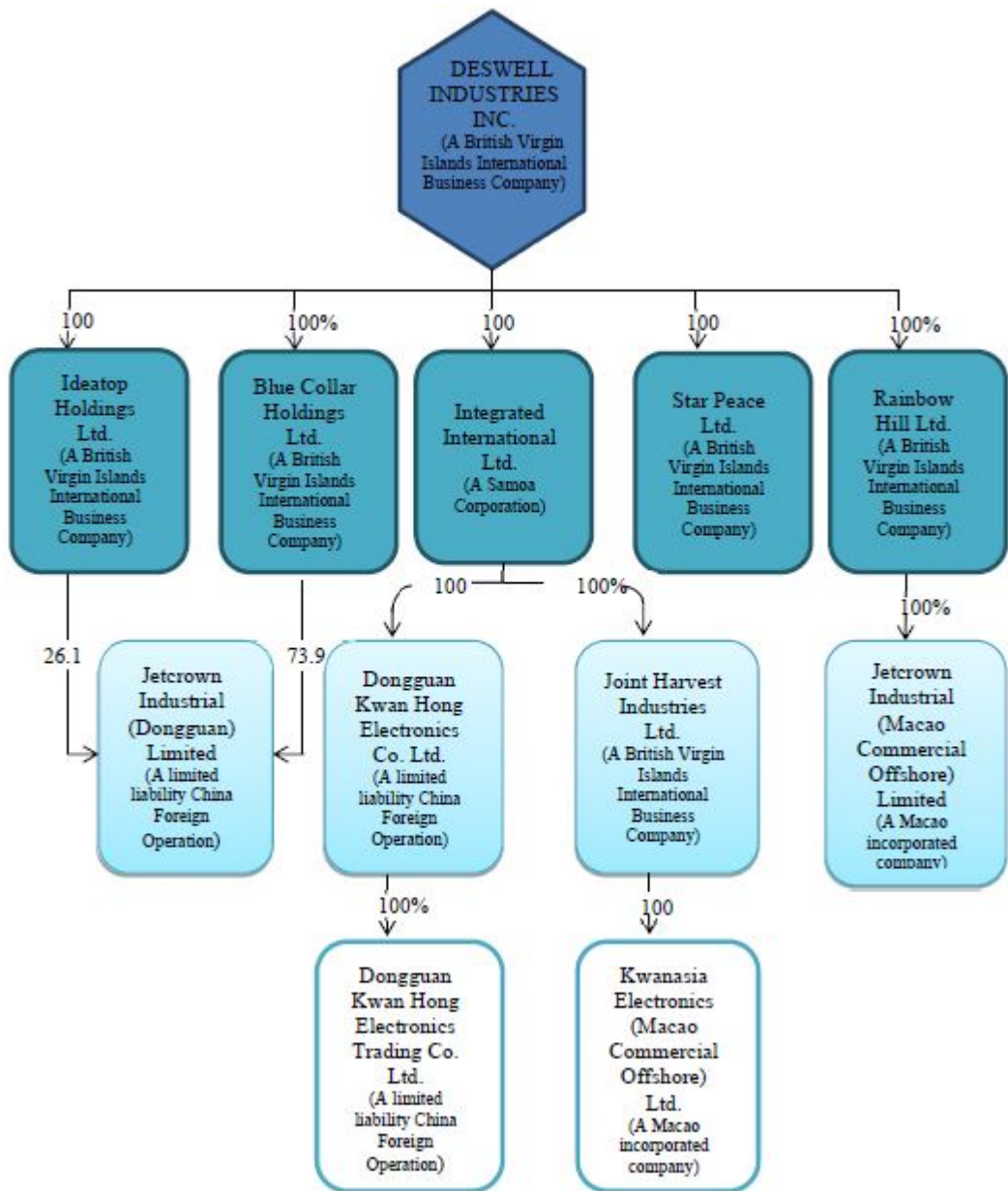
The Company’s registered agent in the BVI is Harneys Corporate Services Limited, P.O. Box 71, Craigmuir Chambers, Road Town, Tortola, British Virgin Islands. The Company’s principal administrative office is located in 10B Edificio Associacao Industrial De Macau, 32 Rua do Comandante Mata e Oliveira, Macao, and its telephone number is (853) 2832-2096 and its facsimile number is (853) 2832-3265. Our principal manufacturing facilities and operations are currently based in Dongguan, Guangdong, China.

Important Events in Deswell’s Development

During the year ended March 31, 2015, the Company gradually outsourced manufacturing of the metal components used in assembly of the Company’s audio products. As of March 31, 2015, all of the metallic components used in assembly of the Company’s audio products were provided by third party suppliers. The operating results of the metallic parts business unit are reported as discontinued operations for all periods presented. We have historically reported the results of the metallic parts business as a separate segment. The continuing cash flows subsequent to the unit’s closure were not significant.

Organizational Structure

The following diagram illustrates the organizational structure of the Company and its active subsidiaries at March 31, 2019.



Capital Expenditures

Principal capital expenditures and divestitures made by Deswell during the three year periods ended March 31, 2017, 2018 and 2019 included the following (dollar amounts in thousands):

	Year ended March 31,		
	2017	2018	2019
Purchase of property, plant and equipment	\$ 2,152	\$ 1,707	\$ 878
Proceeds from the sale of property, plant and equipment, net of transaction costs.	\$ 993	\$ 6	\$ 25

Our major capital expenditures in fiscal 2019 included:

- \$97,000 for leasehold improvements;
- \$228,000 for plant and machinery for plastic and electronic products;
- \$446,000 for motor vehicles; and
- \$107,000 for furniture, fixtures and equipment.

Our major capital expenditures in fiscal 2018 included:

- \$815,000 for leasehold improvements;
- \$666,000 for plant and machinery for plastic and electronic products;
- \$144,000 for motor vehicles; and
- \$82,000 for furniture, fixtures and equipment.

Our major capital expenditures in fiscal 2017 included:

- \$1,309,000 for plant and machinery for plastic and electronic products;
- \$718,000 for leasehold improvements;
- \$45,000 for motor vehicles; and
- \$80,000 for furniture, fixtures and equipment.

All of the foregoing capital expenditures were financed principally from internally generated funds and our current plan is to continue to use internally generated funds principally to finance future capital expenditures.

The Company has constructed its own manufacturing plant and dormitory buildings in Houjie, Dongguan China with an aggregate of approximately 1.3 million square feet of land. Management believes that the current plant facility has sufficiently met the Company’s existing requirements. Thus, the Company has postponed additional construction, consisting of previously planned additions of two dormitory units and two other buildings. We may choose to inaugurate this last phase of construction if additional production capacity is required in the future.

Availability of Additional Information.

The SEC maintains an Internet site that contains reports, proxy and information statements, and other information regarding issuers that file electronically with the SEC. Such information is available at <http://www.sec.gov>. The Company’s website is <http://www.deswell.com>.

Business Overview

We are an independent manufacturer of injection-molded plastic parts and components, electronic products and subassemblies and metallic molds and accessory parts for original equipment manufacturers, or “OEMs” and contract manufacturers. We conduct all of our manufacturing activities at separate plastics, electronics and metallic operation factories located in the People’s Republic of China.

We produce a wide variety of plastic parts and components that are used in the manufacture of consumer and industrial products, using different plastic injection technologies, such as film injection, integrated injection and insert injection. The products include:

- plastic components of electronic entertainment products;

- plastic components for power tools, accessories and outdoor equipment;
- cases for flashlights, telephones, paging machines, projectors and alarm clocks;
- toner cartridges and cases for photocopy and printer machines;
- parts for electrical products such as air-conditioning and ventilators;
- parts for audio equipment;
- cases and key tops for personal organizers and remote controls;
- double injection caps and baby products ;
- parts for medical products such as apparatus for blood tests;
- laser key caps; and
- automobile components.

Electronic products manufactured by the Company include:

- sophisticated professional audio equipment including digital and analogue mixing consoles, amplifiers, signal processors, audio interfaces, network audio equipment and speaker enclosures;
- high performance consumer audio products, such as multi-channel receivers-amplifiers, wired and wireless audio streaming products;
- complex printed circuit board assemblies using surface mount technology (“SMT”), automatic insertion (“AI”) and pin-through-hole (“PTH”) interconnection technologies; and
- telecommunication products, such as VoIP keysets for business communications.

Historically, metal products manufactured by the Company included metallic molds and necessary parts used in audio equipment, telephones, copying machines, pay telephones, multimedia stations, automatic teller machines, vending machines, and more. As manufacturing of metallic components is a production process that may emit pollutants, during the year ended March, 31, 2015 the Company gradually outsourced manufacturing of the metal components used in assembly of the Company’s audio products. Since March, 2015, all the metallic components used in assembly of the Company’s audio products were provided by third party suppliers.

As part of its manufacturing operations, the Company consults with its customers in the design of plastic parts and the design and production of the molds used to manufacture plastic parts, which are made by Deswell at its customers’ expense, and provides advice and assistance in the design and manufacturing of printed circuit boards. The Company believes that its ability to manufacture or assemble high-end plastic and metallic accessory parts of the quality required by OEMs and contract manufacturers which furnish products and services internationally, Deswell’s expertise in designing and manufacturing molds for its customers and the Company’s low production costs distinguish Deswell from most other manufacturers of plastic products and provide it with a competitive advantage. However, this advantage has been difficult to maintain as a result of increased competition and increased production overheads during the last three fiscal years.

Industry Overview

Management believes that the injection molding and parts manufacturing industries have each benefited in recent years from a trend among major users of injection molded and metal products to outsource an increasing portion of the parts requirements and to select a small number of suppliers or a sole supplier to provide those products. The Company is not aware of any empirical data defining the manufacturing industry in China, however, management believes that injection molding firms which are much smaller than the Company make up the largest segment of the industry in China. The Company’s experience indicates that such smaller firms are often unable to react quickly and responsively to the diverse demands of many customers and are not capable of furnishing the level of quality that high-end plastic and metal products require. Management believes that this inability on the part of these smaller manufacturers has created opportunities for the Company to increase sales by catering to the outsourcing requirements of OEMs and contract manufacturers that manufacture such high-end products.

Similarly, as a result of the recognition by OEMs in the electronics industry of the rising costs of operating a manufacturing site and the need to add more sophisticated and expensive manufacturing processes and equipment,

OEMs have turned increasingly to outside contract manufacturers. By doing so, OEMs are able to focus on research, product conception, design and development, marketing and distribution, and to rely on the production expertise of contract manufacturers. Other benefits to OEMs of using contract manufacturing include: access to manufacturers in regions with low labor and overhead costs, reduced time to market, reduced capital investment, improved inventory management, improved purchasing power and improved product quality. In addition, the use of contract manufacturers has helped OEMs manage production in view of increasingly shorter product life cycles.

Operations

Plastic Injection Molding

Plastic injection molding manufacturing accounted for 52.2%, 46.5% and 43.2% of the Company’s total sales during the years ended March 31, 2017, 2018, and 2019, respectively. At March 31, 2019, the Company conducted its plastic manufacturing operations in approximately 1,070,000 square feet of factory space in its factory located in Dongguan, China.

The Company’s plastic injection molding process consists of three phases: (1) mold design and production; (2) plastic injection; and (3) finishing.

Mold design and production

The plastic injection-molding process begins when a customer provides the Company with specifications for a product or part, which specifications are often created in consultation with the Company’s technical staff. Next the Company designs and produces the mold, using great care in the design process and in the selection of materials to produce the mold in an effort to create a high quality appearance of the completed product by reducing or eliminating potential flaws such as the sinkage of materials and irregularities in the knit line of joints. The mold-making process ranges from 40 to 50 days, depending on the size and complexity of the mold. Mold making requires specialized machines and is capital intensive. At March 31, 2019, the Company used 30 EDMs (electrical discharge machines), 32 CNC (computer numerical control) milling machines and 83 NC (numerical control) milling machines in the mold-making process.

The customer generally bears the cost of producing the molds and, as is customary in the industry, the customer owns them. However, the Company maintains and stores the molds at its factory for use in production and it is Deswell’s policy generally not to make molds for customers unless the customer undertakes to store its molds at the Company’s factory and uses Deswell to manufacture the related parts. In that way, the Company seeks to use its mold-making expertise to create dependence on it for the customer’s parts requirements. Through its Export Tooling Department, Deswell produces molds for export to customers and thus does not use those molds to manufacture related parts.

During the year ended March 31, 2019, the Company made an average of approximately 25 to 30 molds each month. The average weight of the molds produced by the Company is about 2,300 pounds costing an average of \$12,000 per set. Management believes that the Company’s skills and expertise in mold-making, coupled with having its facilities and operations in China, allow the Company to produce molds at costs substantially less than molds of comparable quality made in Japan, Korea and Taiwan.

Plastic Injection

During the mold-making process, suitable plastic resin for the particular product is selected and purchased. See “Raw Materials, Component Parts and Suppliers,” below. The completed mold is mounted onto injection machines, which are classified according to the clamping force (the pressure per square inch required to hold a mold in place during the injection molding process). At March 31, 2019, the Company had approximately 198 injection molding machines, ranging from 30 to 1,600 tons of clamping force, with most machines in the range of from 86 to 380 tons. Each of the Company’s machines is capable of servicing a variety of applications and product configurations and the Company has machines which permit the Company to fabricate plastic parts as small as a button and as large as a 3 ft. x 2 ft. case for a copy machine.

Using separate shifts, injection molding can be conducted 24 hours a day, five to seven days per week, other than during normal down time for maintenance and changing of product molds. Molding of products requiring extra concerns for appearance, such as cases for calculators, personal organizers and telephones are conducted in an isolated and dust free section of the factory. In a continuous effort to assure quality, the Company’s quality control personnel inspect the products produced from each machine generally at hourly intervals during production. When defects are discovered, the Company’s maintenance personnel inspect the mold and the machine to determine which is responsible. If the mold is the cause of the defect, it will be immediately removed from the machine and serviced or

repaired by one of a team of technicians employed to maintain molds. The mold will then be remounted on the machine and production will continue. If the machine is the source of the defect, the Company's technicians and engineers service the machine immediately. Through this continuous vigilance to molds and machines, the Company has experienced what it believes to be a relatively low scrap rate and has been able to maintain a high level of productivity of its injection molding machines.

During the year ended March 31, 2017, the Company disposed of 12 old plastic injection molding machines and added 10 new ones.

During the year ended March 31, 2018, the Company disposed of 3 old plastic injection molding machines and added 1 new one.

During the year ended March 31, 2019, the Company neither disposed of any plastic injection molding machines nor purchased new machines.

Finishing

After injection molding, products are finished. Finishing consists of smoothing and polishing, imprinting letters, numbers and signs through silk screening process, pad printing or epoxy ultra violet cutting, and treating the product with an anti-fog coating for a lasting and attractive appearance. Most of these functions are conducted by hand.

Electronic Products and Assemblies

In an aggregate of approximately 223,000 square feet of factory space at March 31, 2019 located at facilities in Dongguan, China, the Company manufactures and assembles electronic products and electronic assemblies for OEMs. Finished products include consumer and sophisticated studio-quality audio equipment, IPBX and commercial telephone units, network education platforms, IP switches and routers. Assemblies consist of printed circuit boards ("PCBs") with passive (e.g., resistors, capacitors, transformers, switches and wire) and active (e.g., semiconductors and memory chips) components mounted on them. During the years ended March 31, 2017, 2018, and 2019, manufacturing of electronic products accounted for approximately 47.8%, 53.5% and 56.8%, respectively, of the Company's total sales.

In assembling printed circuit boards the Company purchases printed circuit boards, surface mounted components and chips and uses automatic insertion and pin-through-hole interconnection technologies to assemble various components onto the PCBs. Before delivery, completed PCBs are checked by in-circuit testers and outgoing quality assurance inspections are performed.

PTH is a method of assembling printed circuit boards in which component leads are inserted and soldered into plated holes in the board. While this technology is several decades old and is labor intensive, it still has a significant market, particularly for consumer product applications.

BGA is a method of mounting an integrated circuit or other component to a PCB. Rather than using pins that consume a large area of the PCB, the component is attached to the circuit board with small balls of solder at each contact. This method allows for greater component density and is used in more complex PCBs.

SMT is the automatic process of printed circuit board assembly in which components are mounted directly to the surface of the board, rather than being inserted into holes. With this process, solder is accurately stenciled in paste form on pads located on the printed circuit board and the components are then placed onto the solder paste and fused to the melting point of the paste to establish a strong solder joint between components and the printed circuit board. The SMT process allows miniaturization of PCBs, cost savings and shorter lead paths between components (which results in faster signal speed and improved reliability). Additionally, it allows components to be placed on both sides of the printed circuit board, a major factor for the purpose of miniaturization.

Manufacturing operations include PCB assembly, wiring and testing. The process is completed by assembling the PCBs into a plastic or metal housing that comprises the finished product. Quality assurance is then conducted in accordance with the customers' requirements before the shipment.

Metal Parts Manufacturing

During the fourth quarter of 2015, the Company closed down its metallic parts business unit and sold all of its assets. The operating results of the metallic parts business unit are reported as discontinued operations for all periods presented. We have historically reported the results of the metallic parts business as a separate segment. The continuing cash flows subsequent to the unit's closure were not significant.

Quality Control

The Company maintains strict quality control procedures for its products. At hourly intervals, the Company’s quality control personnel monitor machines and molds to assure that plastic parts are free from defects.

For electronic operations, the Company’s quality control personnel check all incoming components. Moreover, during the production stage, the Company’s quality control personnel check all work in process at several points in the production process. Finally, after the final assembly and before shipment, the Company conducts quality assurance inspections in accordance with the customers’ Acceptable Quality Level, or AQL, requirements.

In 1995, the Company earned ISO 9001 certifications for both its plastic and electronic products manufacturing operations. The “ISO” or International Organization for Standardization is a Geneva-based organization dedicated to the development of worldwide standards for quality management guidelines and quality assurance. ISO 9000, which is the first quality system standard to gain worldwide recognition, requires a company to gather, analyze, document and monitor and to make improvements where needed. ISO 9001 is the ISO level appropriate for manufacturers like the Company. The Company’s receipt of ISO 9001 certification demonstrates that the Company’s manufacturing operations meet the established world standards.

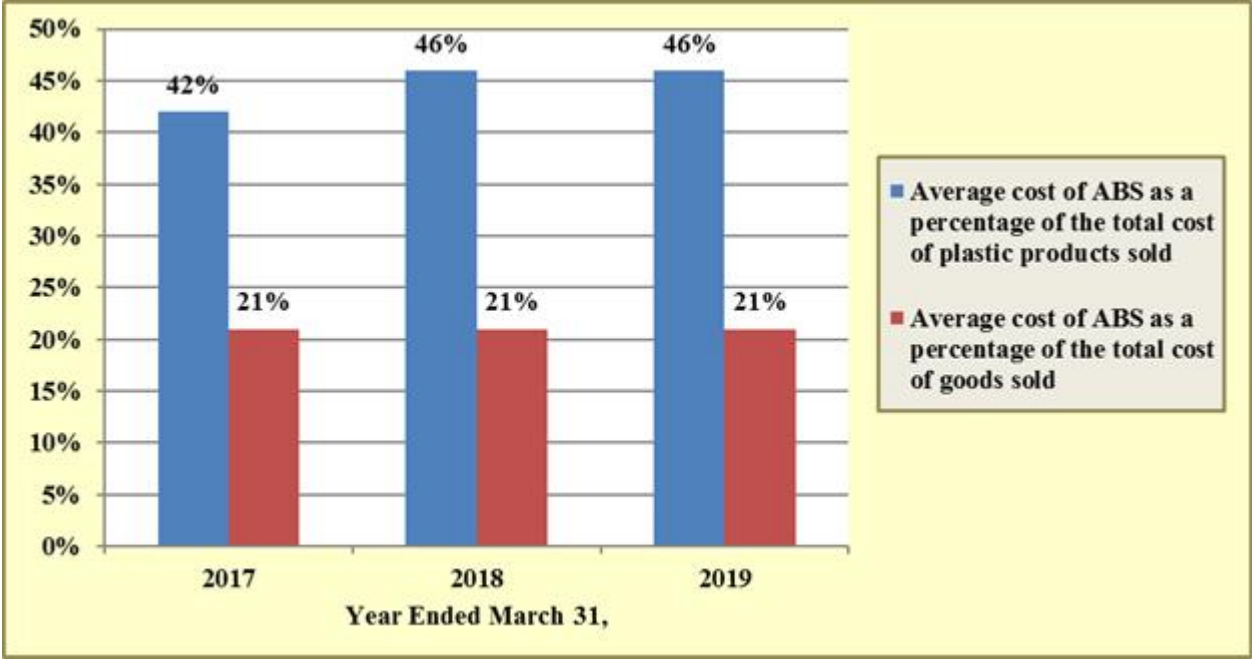
In August 2004, the Company’s plastic injection manufacturing plant in Dongguan also obtained ISO 14001 certification, which evidences that the Company’s environmental management standards meet established international standards. ISO 14000 is a series of international standards on environmental management. ISO 14001 is the most well-known of these standards and is often seen as the cornerstone standard of the ISO 14000 series. In January 2006, the Company’s electronic manufacturing plant also obtained ISO 14001 certification.

In July 2006, Deswell obtained ISO/TS 16949 Certification for its plastic injection manufacturing plant. ISO/TS 16949 is an ISO Technical Specification aligning existing American (QS-9000), German (VDA6.1), French (EAQF) and Italian (AVSQ) automotive quality systems standards within the global automotive industry. Together with ISO 9001:2008, ISO/TS 16949 specifies the quality system requirements for the design/development, production, installation and servicing of automotive related products. ISO/TS 16949 has been accepted as an equivalent to QS-9000, VDA6.1, AVSQ, and EAQF. ISO/TS 16949 does not replace QS-9000; but is optional and eliminates the need for multiple certifications.

Raw Materials, Component Parts and Suppliers

Plastic Resins

The primary raw materials used by the Company in the manufacture of its plastic parts are various plastic resins, primarily ABS (acrylonitrile-butadiene-styrene). The chart below shows Deswell’s average cost of ABS as a percentage of the total cost of plastic products sold and as a percentage of total cost of goods sold during its last three fiscal years.



Because plastic resins are commodity products, the Company has no long-term supply agreements for plastic resins. The Company selects its suppliers based on price, lead time, the brand name or those that are appointed by its customers. Most of its plastic resins are obtained from suppliers in Mainland China and Hong Kong. Deswell normally maintains a two to three month inventory supply.

The Company used in excess of 11,046,000 pounds of plastic resins during the year ended March 31, 2019. Management believes that the Company's large volume purchases of plastic resin have generally resulted in lower unit raw material costs and generally have enabled the Company to obtain adequate shipments of raw materials. While the Company is not generally bound by fixed price contracts with its customers, the Company has found that increases in resin prices can be difficult to pass on to its customers and, as a consequence, a significant increase in resin prices could have, and in the past has had, a material adverse effect on the Company's operations.

The primary plastic resins used by the Company are produced from petrochemical intermediates derived from products of the natural gas and crude oil refining processes. Natural gas and crude oil markets have in the past experienced substantially cyclical price fluctuations as well as other market disturbances including shortages of supply and crises in the oil producing regions of the world. The capacity, supply and demand for plastic resins and the petrochemical intermediates from which they are produced are also subject to cyclical and other market factors. Consequently, plastic resin prices may fluctuate as a result of natural gas and crude oil prices and the capacity, supply and demand for resin and petrochemical intermediates from which they are produced. Over the past several years, oil prices have experienced significant volatility and remain extremely uncertain. Sustained increases in oil prices could result in higher costs for plastic resins.

Although the plastics industry has from time to time experienced shortages of plastic resins, the Company has not experienced to date any such shortages. Management believes that there are adequate sources available to meet the Company's raw material needs.

Component Parts and Supplies for Electrical Products Manufacturing

The Company purchases a wide variety of component parts from numerous suppliers and is not dependent upon any single supplier for any essential component. The Company purchases from suppliers in China, Hong Kong, Taiwan, Singapore, the United Kingdom and the United States. At various times there have been shortages of parts in the electronics industry, and certain components, including integrated circuits, diodes, transistors and other semiconductors, have been subject to allocations by their suppliers, particularly if they are complex and/or customized for a particular use. Although shortages of parts and allocations have not had a material adverse effect on the Company's results of operations, there can be no assurance that any future shortages or allocations would not have such an effect.

For a discussion of various risks we face associated with obtaining needed components used in our manufacture of electronic products, please see "Shortages of components and materials used in our production of electronics products may delay or reduce our sales and increase our costs" and "We face inventory risks of obsolescence and impairment charges by providing turnkey manufacturing of electronic products" beginning on page 13 of the Risk Factor section of this Report.

Transportation

Transportation of components and finished products to customers in Shenzhen and to and from Hong Kong and Shenzhen and Dongguan is by truck. Generally, the Company sells its products F.O.B. China or F.O.B. Hong Kong. To date, the Company has not been materially affected by any transportation problems.

Customers and Marketing

The Company's customers are OEMs and contract manufacturers. The Company sells its products principally in China, the United States, Hong Kong and Europe (the United Kingdom, Norway and Holland) and Canada. Net sales to customers by geographic area are determined by reference to shipping destinations as directed by the Company's customers. For example, if the products are delivered to the customer in Hong Kong, the sales are recorded as generated in Hong Kong; if the customer directs the Company to ship its products to Europe, the sales are recorded as sold to Europe. See Note 16 of Notes to Consolidated Financial Statements for the dollar amounts of export sales by geographic area for each of the years ended March 31, 2017, 2018 and 2019. Net sales as a percentage of total sales to customers by geographic area consisted of the following for the years ended March 31, 2017, 2018 and 2019:

Geographical Area	Year ended March 31,		
	2017	2018	2019
China	46.4%	49.6%	46.2%
United States	20.0	17.5	19.3
Europe	10.7	13.7	12.3
Hong Kong	13.0	7.6	7.1
United Kingdom	3.4	4.7	5.4
Others	6.5	6.9	9.7
Total	100.0%	100.0%	100.0%

We believe that our reported sales by geographic area do not necessarily reflect the final destinations of our products or the actual nationalities of our customers. For example, we have reported product sales in China amounting to 46.2% of our total net sales for the year ended March 31, 2019 because China is where our customers directed us to deliver the products. However, we believe that these sales were to offshore customers using local China shipping destinations, which in turn, transshipped our products offshore.

The Company markets its products and services to existing customers through direct contact with the Company’s management and direct sales personnel. The Company’s sales personnel attend trade shows, exhibitions and conventions. Collecting information from trade shows, as well as websites, Deswell’s marketing staff contacts existing and potential customers directly by telephone, mail, fax, e-mail via the Internet and in person, stressing Deswell’s capability as a complete solution provider for plastic injection mold design, tooling and molding as well as an electronics manufacturing services, or EMS, provider of advanced technology manufacturing processes and flexible logistic services.

The Company’s sales transactions with all of its customers are based on purchase orders received by the Company from time to time. Except for these purchase orders, the Company has no written agreements with its customers. Sales of plastic parts, electronic products and metallic products are primarily made on credit terms, with payment in United States dollars or Hong Kong dollars expected within 30 to 90 days of shipment. In certain cases, primarily new customers of electronic products, sales are supported by letters of credit and are payable in United States dollars. To date, the Company has not experienced any significant difficulty in collecting accounts receivable on credit sales. Management communicates regularly with credit sale customers and closely monitors the status of payment and in this way believes it has kept the default rate low. Additionally, plastic parts deliveries are made in several installments over a lengthy period of time, which permits the Company to withhold delivery in the event of any delinquency in payment for past shipments. While the Company has not experienced any material difficulty in being paid by its customers, there can be no assurance that the Company’s favorable collection experience will continue.

Customers

The Company’s success depends to a significant extent on the success achieved by its customers in developing and marketing their products, some of which may be new. Many of the industry segments served by the Company’s customers are subject to technological change, which can result in short product life cycles. The Company could be materially adversely affected if advances in technology or other factors reduce the marketability of essential products of its customers or if new products being developed by its customers do not attain desired levels of acceptance.

Historically, the Company has depended, currently depends, and expects to continue to depend, on a small number of customers for a significant percentage of its net sales. The following table sets forth Deswell’s major customers which accounted for 10% or more of its net sales during fiscal 2017, 2018 and 2019:

	Year ended March 31,		
	2017	2018	2019
Customer A	12.8%	10.8%	*
Customer B	10.6%	*	11.5%
Customer C	10.2%	10.8%	*
Customer D	*	12.8%	12.5%
Customer E	*	11.9%	11.1%

* Less than 10% in the year indicated.

If the Company’s major customers experience a decline in the demand for their products as a result of the prevailing economic environment or other factors, the products or services that we provide to them could be reduced or even terminated. The loss of any of our major customers or a substantial reduction in orders from any of them would adversely impact our sales and operating results unless and until we were able to replace the customer or order with one or more of comparable size.

The Company’s sales are based on purchase orders and there are no long-term contracts with any of Deswell’s customers. The percentage of sales to the Company’s customers has fluctuated in the past and may fluctuate in future. Substantial decreases in sales to, or the loss of major customers, have adversely impacted Deswell’s sales and financial performance.

Present or future customers could cease to use Deswell as the source of the injection-molded plastic parts and components it manufactures for electronic manufacturing services of electrical products and subassemblies or for metallic molds and accessories or significantly change, reduce or delay the amount of products and services ordered. The Company’s sales may decline and its financial results will suffer if orders from its largest customers, or orders from other substantial customers, cease or are significantly reduced, unless Deswell can maintain strong relationships with longstanding customers or add sales from new customers.

Competition

We compete with a number of different companies in production of injection-molded plastic parts and components, electrical products and subassemblies and metallic molds and accessories. For example, we compete with major global EMS providers, other smaller EMS companies that have a regional or product-specific focus, and original design manufacturers with respect to some of the services that we provide. We also compete with our current and prospective customers, who can manufacture internally and who evaluate our capabilities in light of their own capabilities and cost structures. Our market segments are extremely competitive, many of our competitors have achieved substantial market share and many have lower cost structures and greater manufacturing, financial or other resources than we do. We face particular competition from Asian-based competitors, including Taiwanese EMS providers who compete in our end markets.

The Company believes that competition for plastic injection molding, contract electronic manufacturing and parts manufacturing businesses are based on price, quality, service and the ability to deliver products in a timely and reliable basis.

Patents, Licenses and Trademarks

The Company has no patents, trademarks, licenses, franchises, concessions or royalty agreements that are material to its business.

Seasonality

For information concerning the seasonality of the Company’s business, see “Seasonality” included under ITEM 5 “Operating and Financial Review and Prospects.”

Property, Plants and Equipment

Macao

The Company leases Units 10B and 10C Edificio Associacao Industrial De Macau, No. 32-36 Rua do Comandante Mata e Oliveira, Macao from an unaffiliated party, each being for a term of two years to May 2020. The premises are used as trading, administrative and accounting offices for the Company’s plastic injection business and electronic & metallic business, respectively. The monthly rent is approximately \$4,100.

Southern China

In January 2000, the Company acquired under a land-lease agreement with the local government an aggregate of approximately 1.3 million square feet of land to construct its own manufacturing plant and dormitory buildings in Houjie, Dongguan, China. Under the land-lease agreement, the Company has the right to use the land for 50 years. On this land, Deswell has through March 31, 2019 constructed approximately

- 1,070,000 square feet of factory space,
- 91,000 square feet of amenity space,
- 133,000 square feet of office building space, and
- 470,000 square feet of dormitory space.

Deswell now uses this facility for its plastic manufacturing operations.

Manufacturing facilities and warehouses identified to be idle during the year were leased to third parties for rental income. Rental income of \$839,000, \$1,111,000, and \$1,445,000 was earned during the years ended March 31, 2017, 2018, and 2019, respectively.

In July 2003, the Company acquired under a land-lease agreement with a third party an aggregate of approximately 244,000 square feet of land and approximately 420,000 square feet of buildings, including six blocks of dormitory buildings, a canteen, a factory building, a car park and a guard room, at Chang An, Dongguan, China, which was previously named Kwan Hong Building. The land use period is for 50 years from February 1, 2003 to January 31, 2053. The Company uses the facilities for its electronic products manufacturing operations.

The Company believes that its existing offices and manufacturing space, and manufacturing space in close proximity to its existing facilities, which management believes will be available as needed for limited expansion, will be adequate for the operation of its business for at least the next two years.

Material Effects of Government Regulations

See discussion of increasing minimum wage levels in Guangdong Province and corresponding increases in employer contributions for mandatory social welfare benefits for Chinese employees on page 9 of this Report.

ITEM 4A. UNRESOLVED STAFF COMMENTS

Not applicable to Deswell.

ITEM 5. OPERATING AND FINANCIAL REVIEW AND PROSPECTS

Except for statements of historical facts, this section contains forward-looking statements involving risks and uncertainties. You can identify these statements by forward looking words including “expect,” “anticipate,” “believe,” “seek,” and “estimate.” Forward looking statements are not guarantees of Deswell’s future performance or results and the Company’s actual results could differ materially from those anticipated in these forward-looking statements as a result of certain factors, including those set forth under the section of this Report entitled ITEM 3 “Key Information – Risk Factors.”

Operating Results

The following discussion should also be read in conjunction with the consolidated financial statements and notes thereto included following ITEM 18 of this Report. The Company prepares its financial statements in accordance with U.S. GAAP.

General

The Company’s revenues are derived from the manufacture and sale of injection-molded plastic parts and components, electrical products and subassemblies and metallic molds and accessories.

The manufacturing of the metallic components is a production process which may emit pollutants. During the year ended March 31, 2015, the Company gradually outsourced manufacturing of the metal components used in assembly of the Company’s audio products. As of March 31, 2015, all of the metallic components used in assembly of the Company’s audio products were provided by third party suppliers. The operating results of the metallic parts business unit are reported as discontinued operations for all periods presented. We have historically reported the results of the metallic parts business as a separate segment. The continuing cash flows subsequent to the unit’s closure were not significant.

The Company carries out all of its manufacturing operations in Southern China, where it has been able to take advantage of the lower overhead costs and labor rates as compared to Hong Kong. At the same time, the proximity of the Company’s factories in Southern China to Hong Kong permits the Company to easily manage its manufacturing operations from Macao, and facilitates transportation of its products through Hong Kong.

PRC Income Taxes

Since January 1, 2008, under the PRC Income Tax Law, the standard income tax rate for all subsidiaries operating in the PRC has been 25%.

The Company is subject to the applicable transfer pricing rules in PRC in connection to the transactions between its subsidiaries located inside and outside PRC. In accordance to Guo Shui Fa [2009] No.2 “Implementation Regulations of Special Tax Adjustments (Provisional)” (“Guo Shui Fa [2009] No.2”), which took effect at the beginning of calendar year 2008 and set out the regulations in relation to transfer pricing, contemporaneous documentation, disclosure and compliance of intercompany transactions, the Company and external consultants have prepared transfer pricing contemporaneous documentations (the “Contemporaneous Documentations”) of its subsidiaries in PRC for every calendar year.

The amount of current tax liability at March 31, 2019 includes the deemed profit tax estimated by the management based on the Contemporaneous Documentations.

Business Segment Information

Deswell’s operations are generally organized in two segments: plastic injection molding, which we sometimes refer to as the “plastics segment,” and electronic products assembling. The Company’s reportable segments are strategic business units that offer different products and services. See Note 16 of Notes to Consolidated Financial Statements. The following table sets forth selected consolidated financial information presented as a percentage of net sales by segment for each of the three years in the period ended March 31, 2019:

	Year ended March 31, 2017			Year ended March 31, 2018			Year ended March 31, 2019		
	Plastic Injection Molding Segment	Electronic Segment	Total	Plastic Injection Molding Segment	Electronic Segment	Total	Plastic Injection Molding Segment	Electronic Segment	Total
Net sales	100.0	100.0	100.0	100.0	100.0	100.0	100.00	100.00	100.00
Cost of sales	78.6	88.4	83.3	80.6	86.9	84.0	81.2	87.1	84.6
Gross profit	21.4	11.6	16.7	19.4	13.1	16.0	18.8	12.9	15.4
Selling, general and administrative expenses	18.0	14.1	16.1	15.5	9.8	12.4	15.9	9.3	12.2
Corporate expense	-	-	3.8	-	-	2.1	-	-	2.0
Other income (expenses), net	(4.3)	1.5	(1.6)	3.2	-	1.5	(1.9)	0.7	(0.4)
Operating (loss) income	(0.9)	(1.0)	(4.8)	7.1	3.3	3.0	1.0	4.3	0.8
Non-operating income, net	11.8	4.5	8.3	12.1	3.1	7.2	11.9	1.2	5.8
Income before income taxes	10.9	3.5	3.5	19.2	6.4	10.2	12.9	5.5	6.6
Income taxes (benefit)	0.7	0.3	0.5	(0.3)	0.3	-	-	0.4	0.2
Net income	10.2	3.2	3.0	19.5	6.1	10.2	12.9	5.1	6.4

The Company used to include corporate expenses, which mainly included directors’ remuneration, legal and professional expenses and corporate insurance, in the segment of plastic injection. Commencing from fiscal year ended March 31, 2018, the corporate expenses are separately disclosed in the segment information for a more precise presentation of the financial performance of each segment.

Year ended March 31, 2019 (Fiscal 2019) Compared to Year Ended March 31, 2018 (Fiscal 2018)

Net Sales - The Company's net sales for the year ended March 31, 2019 were \$66,581,000, an increase of \$5,914,000 or 9.7% as compared to \$60,667,000 in the corresponding period in fiscal 2018. The increase was related to increases in sales revenues of \$563,000 in our plastic segment and \$5,351,000 in our electronic segment, as compared with the respective net sales from these segments in the corresponding period of the prior fiscal year.

The revenue increase in the plastic segment was mainly due to an increase of \$2,436,000 in orders from existing customers for printers and tooling products offsetting a decrease of \$1,936,000 in sales orders from existing customers mainly for telephone and office equipment.

The revenue increase in the electronic segment was mainly due to increase of \$3,563,000 in orders from existing customers for professional audio instruments, and of \$1,654,000 in orders for home entertainment equipment from other existing customers.

Gross Profit - Gross profit for the year ended March 31, 2019 was \$10,270,000, representing a gross profit margin of 15.4%. This compared with the overall gross profit and gross profit margin of \$9,714,000 or 16.0% for the year ended March 31, 2018.

Gross profit in the plastic segment decreased by \$56,000 to \$5,407,000 or 18.8% of net sales for the year ended March 31, 2019, as compared to \$5,463,000 or 19.4% of net sales, for the same period in the prior fiscal year. The

slight decrease in gross margin for the plastic segment was mainly due to the decrease in unit selling prices of certain products.

Gross profit in the electronic segment increased by \$612,000 to \$4,863,000 or 12.9% of net sales for the year ended March 31, 2019, as compared to \$4,251,000 or 13.1% of net sales, for the prior fiscal year. The increase in gross profit was mainly attributed to the increase in sales revenues, though gross margin was slightly decreased due to higher raw materials and labor costs, as a percentage of sales, when compared with last fiscal year.

Selling, General and Administrative Expenses - SG&A expenses for the year ended March 31, 2019 increased by \$653,000 to \$9,459,000 or 14.2% of total net sales, as compared to \$8,806,000 or 14.5% of total net sales for the year ended March 31, 2018.

Corporate expenses increased by \$91,000 to \$1,346,000 for the year ended March 31, 2019, as compared to \$1,255,000 for the year ended March 31, 2018. The increase was primarily related to the increase of the provision of long service compensation.

SG&A expenses in the plastic segment increased by \$213,000 to \$4,584,000 or 15.9% of net sales for the year ended March 31, 2019, compared to \$4,371,000 or 15.5% of net sales for fiscal 2018. The increase was primarily related to an increase of \$225,000 in staff costs and welfare, offsetting a decrease of \$7,000 in local government taxes and registration fees, as compared with the same period in the prior fiscal year.

SG&A expenses in the electronic segment increased by \$349,000 to \$3,529,000 or 9.3% of net sales for the year ended March 31, 2019, compared to \$3,180,000 or 9.8% of net sales for fiscal 2018. The increase was mainly due to increase of \$245,000 in staff costs and welfare, and of \$53,000 in local government taxes when compared to prior fiscal year.

Other Income (Expenses), Net - Other expense was \$278,000 for the year ended March 31, 2019, as compared to other income of \$894,000 in the prior fiscal year.

On a segment basis, other expense attributable to the plastic segment for the year ended March 31, 2019 was \$560,000, as compared to other income of \$910,000 for prior fiscal year. Other expense in fiscal 2019 was mainly due to \$249,000 in exchange loss, and a provision of \$403,000 for doubtful receivables during fiscal 2019, as compared to \$308,000 in exchange income, a reversal of provision of \$633,000 for doubtful debts and a loss of \$61,000 on disposal of fixed assets in fiscal 2018.

Other income attributable to the electronic segment for the year ended March 31, 2019 was \$282,000, as compared with other expense of \$16,000 for the prior fiscal year. The increase in other income was mainly due to an increase of \$532,000 in exchange income, offsetting a decrease of \$196,000 in other income during the year ended March 31, 2019, as compared to last fiscal year.

Operating Income - Operating income was \$533,000 for the year ended March 31, 2019, as compared to operating income of \$1,802,000 in the prior fiscal year.

Corporate expenses of \$1,346,000 and \$1,255,000 were incurred during the fiscal year of 2019 and 2018, respectively.

On a segment basis, the operating income in the plastic segment was \$263,000 in the year ended March 31, 2019, as compared to operating income of \$2,002,000 in fiscal 2018. The decrease in operating income in the plastic segment was mainly due to a decrease in other income as well as an increase in SG&A expense as a percentage of net sales.

The electronic segment reported an operating income of \$1,616,000 in the year ended March 31, 2019, compared to an operating income of \$1,055,000 in fiscal 2018. The increase in operating income was mainly due to the increases in gross profit and in other income as described above.

Non-Operating Income - Non-operating income for the year ended March 31, 2019 was \$3,884,000, as compared to non-operating income of \$4,395,000 in last fiscal year. The decrease was primarily due to decreases of \$121,000 in dividend income from securities investments, of \$510,000 on change of the fair value of marketable securities, and of \$277,000 in other income, offsetting increases of \$137,000 from realized gain on marketable securities and of \$344,000 from rental income, as compared to fiscal 2018.

Income Taxes - Income tax for the year ended March 31, 2019 represented an income tax expense of \$236,000 and a deferred tax benefit of \$92,000, as compared to an income tax expense of \$173,000 and a deferred tax benefit of \$166,000 in last fiscal year.

On a segment basis, there was income tax expense of \$81,000 and a deferred tax benefit of \$92,000 in the plastic segment for the year ended March 31, 2019, as compared to income tax expense of \$80,000 and a deferred tax benefit of \$166,000 during the last fiscal year. The income tax expense of the electronic segment was \$155,000 for the year ended March 31, 2019, as compared to \$93,000 in fiscal 2018.

Net Income – The Company had net income of \$4,273,000 for the year ended March 31, 2019, as compared to a net income of \$6,190,000 for the year ended March 31, 2018. The decrease in net income was mainly the result of an increase in SG&A expenses as a percentage of sales, as well as decreases in other and non-operating income as described above.

Net income for the plastic segment for the year ended March 31, 2019 was \$3,697,000, as compared to net income of \$5,490,000 for fiscal 2018. The decrease in net income in the plastic segment was mainly due to an increase in SG&A expenses as a percentage of sales, as well as decreases in other income as described above.

Net income for the electronic segment for the year ended March 31, 2019 was \$1,922,000, as compared to net income of \$1,955,000 for fiscal 2018. The decrease in net income in the electronic segment was mainly attributable to decrease in non-operating income, offsetting increases in gross profit and other income as described above.

Year ended March 31, 2018 (Fiscal 2018) Compared to Year Ended March 31, 2017 (Fiscal 2017)

Net Sales – The Company's net sales for the year ended March 31, 2018 were \$60,667,000, an increase of \$16,145,000, or 36.3%, as compared to \$44,522,000 in the corresponding period in fiscal 2017. The increase was related to increases in sales revenue of \$4,971,000 in our plastic segment and \$11,174,000 in our electronic segment, as compared with the respective net sales from these segments in the corresponding period of the prior fiscal year.

The revenue increase in the plastic segment was mainly due to an increase of \$6,037,000 in orders from existing customers for telephone equipment and kitchen and gardening tools, offsetting a decrease of \$1,524,000 in sales orders from existing customers mainly for printers and motor vehicles.

The revenue increase in the electronic segment was mainly due to an increase of \$8,672,000 in orders from existing customers for professional audio instruments, and an increase of \$1,273,000 in orders for home entertainment equipment from other existing customers.

Gross Profit – Gross profit for the year ended March 31, 2018 was \$9,714,000, representing a gross profit margin of 16.0%. This compared with the overall gross profit and gross profit margin of \$7,449,000 or 16.7% for the year ended March 31, 2017.

Gross profit in the plastic segment increased by \$484,000 to \$5,463,000 or 19.4% of net sales for the year ended March 31, 2018, as compared to \$4,979,000 or 21.4% of net sales for the same period in the prior fiscal year. The decrease in gross margin for the plastic segment was mainly due to the appreciation of Renminbi and an increase in raw materials cost as a percentage of net sales when compared with last fiscal year.

Gross profit in the electronic segment increased by \$1,781,000 to \$4,251,000 or 13.1% of net sales for the year ended March 31, 2018, as compared to \$2,470,000 or 11.6% of net sales for the same period in the prior fiscal year. The increase in gross margin was mainly attributable to the result of our control of labor costs and factory overhead, offsetting the appreciation of the Renminbi and an increase in raw materials cost as a percentage of net sales when compared with last fiscal year.

Selling, General and Administrative Expenses (Including Corporate Expenses) – SG&A expenses for the year ended March 31, 2018 decreased by \$50,000 to \$8,806,000 or 14.5% of total net sales, as compared to \$8,856,000 or 19.9% of total net sales for the year ended March 31, 2017.

Corporate expenses decreased by \$422,000 to \$1,255,000 for the year ended March 31, 2018, as compared to \$1,677,000 for the year ended March 31, 2017. The decrease was primarily related to the decrease of the provision of long service compensation for the year ended March 31, 2017, while no such provision was provided for the year ended March 31, 2018.

SG&A expenses in the plastic segment increased by \$182,000 to \$4,371,000 or 15.5% of net sales for the year ended March 31, 2018, compared to \$4,189,000 or 18.0% of net sales for fiscal 2017. The increase was primarily related to an increase of \$199,000 in staff costs and welfare, offsetting a decrease of \$28,000 in local government taxes and registration fees as compared with the same period in the prior fiscal year.

SG&A expenses in the electronic segment increased by \$190,000 to \$3,180,000 or 9.8% of net sales for the year ended March 31, 2018, compared to \$2,990,000 or 14.1% of net sales for fiscal 2017. The increase was mainly due to an increase of \$165,000 in staff costs and \$67,000 in selling expense, offsetting a decrease of \$26,000 in local

government taxes when compared to the prior fiscal year.

Operating Income – Operating income was \$1,802,000 for the fiscal year ended March 31, 2018, as compared to operating loss of \$2,103,000 in the prior fiscal year.

Corporate expenses of \$1,255,000 and \$1,677,000 were incurred during fiscal year 2018 and fiscal year 2017, respectively.

On a segment basis, the operating income in the plastic segment was \$2,002,000 in the year ending March 31, 2018, as compared to an operating loss of \$216,000 in fiscal 2017. The increase in operating income in the plastic segment was mainly due to an increase in other income as well as a decrease in SG&A expenses as a percentage of net sales.

The electronic segment reported an operating income of \$1,055,000 in the year ending March 31, 2018, as compared to an operating loss of \$210,000 in fiscal 2017. The significant increase in operating income was largely due to the increase in gross margin and a decrease in SG&A expenses as a percentage of sales as described above.

Non-Operating Income – Non-operating income for the year ended march 31, 2018 was \$4,395,000, as compared to non-operating income of \$3,688,000 in last fiscal year. The increase was primarily due to an increase of \$245,000 in dividend income from securities investments, \$540,000 from realized gain on marketable securities and \$272,000 from rental income, offsetting a decrease of \$598,000 on a change of the fair value of marketable securities as compared to fiscal 2017.

Income Taxes – Income tax for the year ended March 31, 2018 represented an income tax expense of \$173,000 and a deferred tax benefit of \$166,000, as compared to an income tax expense of \$116,000 and a deferred tax provision of \$93,000 in last fiscal year.

On a segment basis, there was income tax expense of \$80,000 and a deferred tax benefit of \$166,000 in the plastic segment for the year ended March 31, 2018, as compared to income tax expense of \$61,000 and a deferred tax provision of \$93,000 during the last fiscal year. The income tax expenses of the electronic segment was \$93,000 for the year ended March 31, 2018, as compared to \$55,000 in fiscal 2017.

Net Income – the Company had net income of \$6,190,000 for the year ended March 31, 2018, as compared to a net income of \$1,376,000 for the year ended March 31, 2017. The increase in net income was mainly the result of an increase in sales, as well as increases in non-operating and other income as described above.

Corporate expenses of \$1,255,000 and \$1,677,000 were incurred during fiscal year 2018 and fiscal year 2017, respectively.

Net income for the plastic segment for the year ended March 31, 2018 was \$5,490,000, as compared to a net income of \$2,366,000 for fiscal 2017. The increase in net income in the plastic segment was mainly due to a decrease in SG&A expenses as a percentage of sales, as well as increases in non-operating and other income as described above.

Net income for the electronic segment for the year ended March 31, 2018 was \$1,955,000, as compared to a net income of \$687,000 for fiscal 2017. The increase in net income in the electronic segment was mainly attributable to an increase in gross margin and a decrease in SG&A expense as a percentage of sales as described above.

Seasonality

The following table sets forth certain unaudited financial information sequentially on a semi-annual basis for the each of the years ending March 31, 2017, March 31, 2018, and March 31, 2019 (in thousands):

	Year ended March 31,					
	2017		2018		2019	
	H1	H2	H1	H2	H1	H2
Net sales	\$ 20,634	\$ 23,888	\$ 29,759	\$ 30,908	\$ 34,795	\$ 31,786
Gross profit	2,947	4,502	5,821	3,893	4,790	5,480
Operating income (loss)	(1,818)	(285)	1,585	217	250	283
Net income	711	665	3,669	2,521	2,757	1,516

Impact of Inflation

Historically, the Company focused upon increasing transaction volume in order to compensate for inflation in China, where virtually all of the Company's assets and employees are located and inflation in China had little impact on Deswell. However, inflation in China has recently affected the Company significantly.

The inflation rate in China rose to 2.7% year-on-year in May of 2019. However, the Company's actual cost of operations has significantly exceeded the overall inflation rate in China. The rapid growth of China's economy in general has in the past few years increased the Company's operating costs, including energy prices and labor costs. These increased costs have adversely affected the Company's cost of operations, caused the Company to increase its prices, and resulted in the loss of some customers.

There is no fixed minimum wage which is applicable to all of China; local governments in China adopt different amounts based on the situation in their area. China's Guangdong Province, where our manufacturing facilities are located, raised minimum wages by approximately 20% in May 2011 and another 19.1% in March 2013. Effective May 1, 2015, minimum wage levels across Guangdong Province, including Dongguan, where our manufacturing facilities are located, were increased by an average of 15.3%. Effective July 1, 2018, the Guangdong Provincial Government increased the Province's statutory minimum wage by around RMB200 per month. The Provincial Government sets different tiers of minimum wages according to the developmental status of the Province's urban clusters. In the City of Dongguan, where our manufacturing facilities are located, the minimum wage was increased by 13.9%.

Increases in wages also result in increases in our and other employer's contributions for various mandatory social welfare benefits for Chinese employees that are based on percentages of their salaries. Continuing material increases in our cost of labor will continue to increase the Company's operating costs and will adversely affect Deswell's financial results unless it passes on such increases to customers by increasing the prices of products and services. The effect of increases in the prices of products and services would make the Company's products more expensive in global markets, such as the United States and the European Union. This could result in the loss of customers, who may seek, and be able to obtain, products and services comparable to those Deswell offers in lower-cost regions of the world. If the Company does not increase prices to pass on the effect of increases in labor costs, Deswell's margins and profitability would suffer.

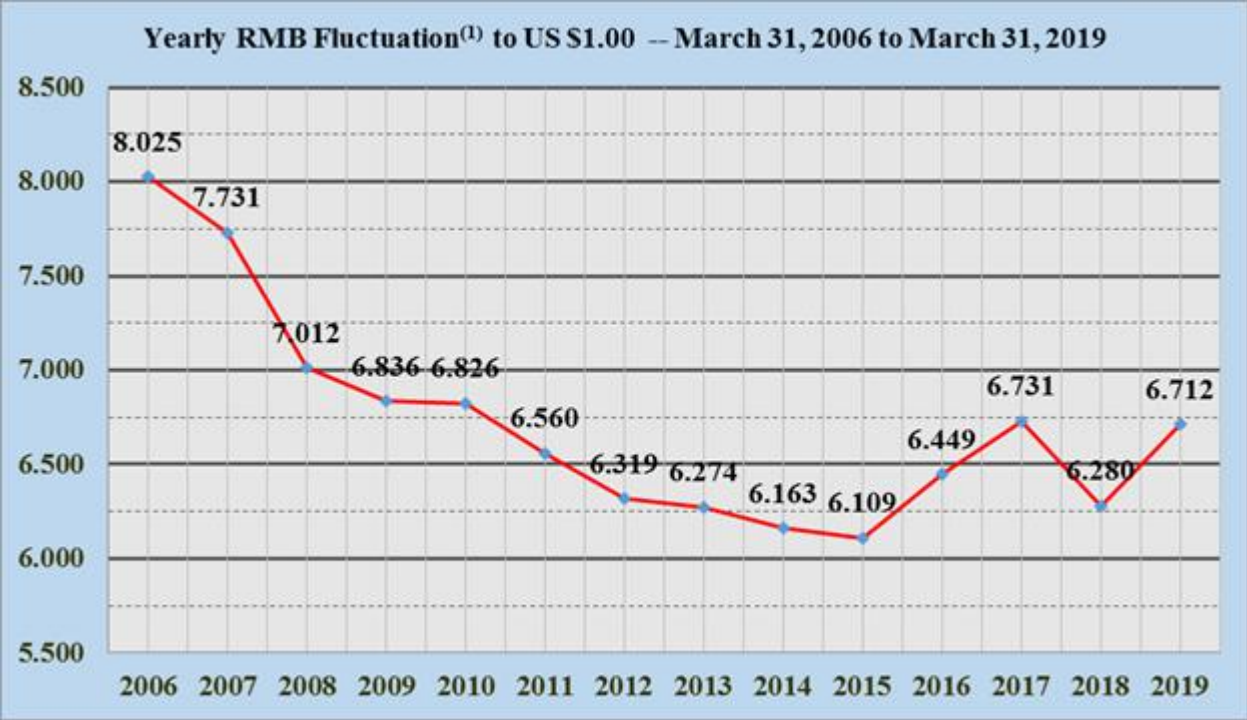
Because most of the Company's labor costs are incurred in China and therefore paid in RMB, the adverse effect on Deswell's business and financial results from increasing labor costs has in previous years been exacerbated by the appreciation in the exchange rate to the U.S. dollar, as is discussed in "Exchange Rates" immediately below. In fiscal 2017, the RMB depreciated relative to the U.S. dollar, with the exchange rate mitigating rather than exacerbating the increasing labor costs experienced by the Company, but the RMB appreciated relative to the U.S. dollar in fiscal 2018. In fiscal 2019, the RMB again depreciated relative to the U.S. dollar.

Exchange Rates

The Company's sales are mainly in United States dollars and Hong Kong dollars and its expenses are mainly in United States dollars, Hong Kong dollars and Chinese RMB.

The Hong Kong dollar has been pegged to the U.S. dollar at approximately 7.80 and relatively stable. The Hong Kong government may not continue to maintain the present currency exchange mechanism, which fixes the Hong Kong dollar at approximately 7.80 to each United States dollar and has not in the past presented a material currency exchange risk. Although announcements by Hong Kong's central bank indicate its intention to maintain the currency peg between the Hong Kong dollar and the U.S. dollar, if Hong Kong does change and follows China to a floating currency system or otherwise changes the exchange rate system of Hong Kong dollars to U.S. dollars, our margins and financial results could be adversely affected.

Between 1994 and July 2005, the market and official RMB rates were unified and the value of the RMB was essentially pegged to the U.S. dollar and was relatively stable. On July 21, 2005, the People's Bank of China adjusted the exchange rate of RMB to the U.S. dollar by linking the RMB to a basket of currencies and simultaneously setting the exchange rate of RMB to U.S. dollars, from 1:8.27, to a narrow band of around 1:8.11. The following chart illustrates the fluctuations since the July 31, 2005 adjustment of the RMB to the U.S. dollar by showing the exchange ratio at the end of each of Deswell's fiscal years from March 31, 2006 to March 31, 2019.



(1) RMB (yuan) to U.S. dollar data presented in this chart are the midpoint rates on March 31 of the year indicated as reported by “Historical Exchange Rates” at <http://www.oanda.com/currency/historical-rates/>.

We did not hedge our currency risk during the years ended March 31, 2017, 2018 and 2019 and at March 31, 2019, we had no open forward currency contracts. We continually review our hedging strategy and there can be no assurance that hedging techniques we may implement will be successful or will not result in charges to our results of operations.

Liquidity and Capital Resources

For the year ended March 31, 2019, net cash provided by operating activities totaled \$2,166,000, including net income of \$4,273,000 and depreciation and amortization expenses of \$2,114,000. For the year ended March 31, 2018, net cash provided by operations totaled \$5,699,000, including net income of \$6,190,000 and depreciation and amortization expenses of \$2,138,000. Accounts receivable increased by \$225,000 as compared to balances at March 31, 2018, primarily as a result of a slight increase in sales during the fiscal year. Inventories increased by \$353,000 over levels at March 31, 2018, mainly because of relatively higher level of work-in-process maintained during the fiscal year to cope with increased sales turnover. Accounts payable decreased by \$2,343,000 over levels at March 31, 2018, primarily because of the decrease in materials purchases.

Net cash used in investing activities amounted to \$1,399,000 for the year ended March 31, 2019, while net cash from investing activities in fiscal year 2018 amounted to \$2,527,000. Capital expenditures during these periods totaled \$878,000 and \$1,707,000, respectively.

In fiscal year 2019, there was a release in fixed deposits over three months of \$1,819,000 and a decrease in fixed deposits over twelve months of \$3,129,000. Also during fiscal year 2019, we acquired marketable securities for \$12,704,000 and received \$7,210,000 in cash proceeds from the sale of marketable securities.

Net cash used in financing activities for the year ended March 31, 2019 was \$1,588,000, which was solely used to fund dividend payments to shareholders. Net cash used in financing activities for the year ended March 31, 2018 was \$1,112,000, which was used to fund dividend payments to shareholders.

As a consequence of the fixed exchange rate between the Hong Kong dollar and the U.S. dollar, interest rates on Hong Kong dollar borrowings are similar to U.S. interest rates. The Hong Kong Prime Rate was raised to 5.125% in September 2018 while it remained at 5.0% at March 31, 2018 and at March 31, 2017.

At March 31, 2019, the Company had cash and cash equivalents of \$14,371,000. At that date, the Company had no committed credit facilities. The Company expects that working capital requirements and capital additions will continue to be funded through cash on hand and internally generated funds. However, the Company may choose to

obtain additional debt or equity financing if it believes it to be appropriate and available on reasonable terms. The Company’s working capital requirements are expected to increase in line with the growth in the Company’s business.

At March 31, 2019, the Company had capital commitments totaling approximately \$235,000, mainly for leasehold improvements and vehicles, \$185,000 of which are expected to be disbursed during the year ending March 31, 2020.

A summary of our contractual obligations and commercial commitments as of March 31, 2019 is as follows:

Payments due by period (in thousands)					
		Year ending	Period from	Period from	Period After
	Total	March 31,	April 1, 2020	April 1, 2022	March 31,
Contractual obligations		2020	to March 31,	to March 31,	2024
			2022	2024	
Long-term bank borrowing	\$ —	—	—	—	—
Capital (finance) lease obligations	\$ —	—	—	—	—
Operating lease payments	\$ 57	53	4	—	—
Capital commitment	\$ 235	185	50	—	—
Other purchase obligations	\$ 6,394	6,394	—	—	—
Other long-term liabilities reflected on Company’s balance sheet under US GAAP	\$ —	—	—	—	—
Total	\$ 6,686	\$ 6,632	\$ 54	\$ —	\$ —

Off Balance Sheet Arrangements

We do not use off-balance sheet financing arrangements, such as securitization of receivables or obtaining access to assets through special purpose entities.

Critical Accounting Policies and Estimates

The preparation of our consolidated financial statements and related disclosures in conformity with accounting principles generally accepted in the United States requires management to make estimates and judgments that affect our reported amounts of assets and liabilities, revenues and expenses, and related disclosures of contingent assets and liabilities. On an on-going basis, we evaluate our estimates and assumptions based upon historical experience and various other factors and circumstances. Management believes that our estimates and assumptions are reasonable under the circumstances; however, actual results may vary from these estimates and assumptions under different future circumstances. For more information on our significant accounting policies, refer to Note 2 of Notes to Consolidated Financial Statements included in Part III, ITEM 18, in this Report.

We have identified the following most critical accounting policies, that involved a high degree of judgments and estimates, used in the preparation of our consolidated financial statements:

Revenue recognition

The Company applies the following steps to recognize revenues: (1) identify the contract with a customer; (2) identify the performance obligations in the contract; (3) determine the transaction price; (4) allocate the transaction price to the performance obligations in the contract; and (5) recognize revenue when, or as, the Company satisfies a performance obligation.

Products Sales – the Company recognizes revenue upon transfer of control of its products to the customer, which typically occurs upon delivery. The Company’s main performance obligation to its customers is the delivery of products in accordance with purchase orders. Each purchase order defines the transaction price for the products purchased under the arrangement. Acceptance of delivery of the products is evidenced by goods receipt notes signed by the customer. The Company has no remaining obligations after the customer’s acceptance of the products.

Under the terms of the contracts or purchase orders between the Company and the customer, the control of the products is transferred to the customer upon the signing of the goods receipt notes and the customer has no rights to return the products (other than for defective products). Some customers examine and pick up the products at our plant while some local customers instruct us to deliver the products to their plants nearby. Some overseas customers instruct us to deliver the products to the named port of shipment. Delivery of the products occurs at that point of time when the control of the products is transferred to the customer.

The selling price, which is specified in the purchase orders, is fixed. Under the terms of the purchase orders, upon the sale of the products to the customer and the signing of the good receipts notes, the Company has the legally enforceable right to receive full payment of the sales price. The customer’s obligation to pay the Company is not dependent on the customer selling the products or collecting cash from their customers (or end customers). The customer is required to pay under normal sales terms. The Company’s normal payment terms range from 30 days to 90 days and its sales arrangements do not have any material financing components. In addition, the Company’s customer arrangements do not produce contract assets or liabilities that are material to its consolidated financial statements. The Company permits the return of damaged or defective products and accounts for these actual returns as deduction from sales. Product returns to the Company were insignificant during past years.

Incremental costs to fulfill the Company’s customer arrangements are expensed as incurred, as the amortization period is less than one year.

The Company’s sales are net of value added tax (“VAT”) and business tax and surcharges collected on behalf of tax authorities in respect of product sales. VAT and business tax and surcharges collected from customers, net of VAT paid for purchases, is recorded as a liability in the consolidated balance sheets until it is paid to the tax authorities.

Outbound Freight and Handling Costs – the Company accounts for product outbound freight and handling costs as fulfillment activities and present the associated costs in selling expenses in the period in which it sells the product.

Inventories

Our inventories are stated at the lower of cost or market. Cost is determined on the weighted average basis. Work-in-progress and finished goods inventories consist of raw materials, direct labor and overhead associated with the manufacturing process. The Company periodically performs an analysis of inventory to determine obsolete or slow-moving inventory and determine if its cost exceeds the estimated market value. Write down of potentially obsolete or slow-moving inventory are recorded based on management’s analysis of inventory levels.

Impairment of long-lived assets

Our long-lived assets are included in impairment evaluations when events and circumstances exist that indicate the carrying value of these assets may not be recoverable. In accordance with ASC No. 360, “Property, Plant and Equipment,” the Company assesses the recoverability of the carrying value of long-lived assets by first grouping its long-lived assets with other assets and liabilities at the lowest level for which identifiable cash flows largely independent of the cash flows of other assets and liabilities (the asset group) and, secondly, estimating the undiscounted future cash flows that are directly associated with and expected to arise from the use of and eventual disposition of such asset group. The Company estimates the undiscounted cash flows over the remaining useful life

of the primary asset within the asset group. If the carrying value of the asset group exceeds the estimated undiscounted cash flows, the Company records an impairment charge to the extent the carrying value of the long-lived asset exceeds its fair value. The Company determines fair value through quoted market prices in active markets or, if quotations of market prices are unavailable, through the performance of internal analysis using a discounted cash flow methodology. The undiscounted and discounted cash flow analyses based on a number of estimates and assumptions, including the expected period over which the asset will be utilized, projected future operating results of the asset group, discount rate and long-term growth rate.

Each year, in evaluation of undiscounted cash flows associated with long-lived assets, the Company assesses whether its long-lived assets at the reporting date are less than the fair value and the sum of undiscounted cash flows. Based on its assessment, the Company did not impair the carrying values of long-lived assets for the years ended March 31, 2017, 2018 and 2019. In fiscal 2019, there were no impairment charges on the carrying values of long-lived assets based on management’s assessment and review.

Allowance for doubtful accounts

The Company regularly monitors and assesses the risk of not collecting amounts owed to the Company by customers. This evaluation is based upon a variety of factors including: ongoing credit evaluations of its customers’ financial condition, an analysis of amounts current and past due along with relevant history and facts particular to the customer. Based upon the results of this analysis, the Company records an allowance for uncollectible accounts for this risk. This analysis requires the Company to make significant estimates, and changes in facts and circumstances could result in material changes in the allowance for doubtful accounts. Unanticipated changes in the liquidity or financial position of the Company’s customers may require additional provisions for doubtful accounts.

Goodwill

The excess purchase price over the fair value of net assets acquired is recorded on the balance sheet as goodwill. The Company adopted Accounting Standards Codification (“ASC”) No. 350, “Intangibles – Goodwill and Other,” which requires the carrying value of goodwill to be evaluated for impairment on an annual basis or more frequently if impairment indicators arise. The Company regularly conducts annual impairment evaluation. The impairment test requires the Company to estimate the fair value of our reporting units. If the carrying value of a reporting unit exceeds its fair value, the goodwill of that reporting unit is potentially impaired and the Company proceeds to step two of the impairment analysis. In the second step, the implied fair value of the reporting unit’s goodwill is determined by allocating the reporting unit’s fair value to all of its assets and liabilities other than goodwill (including any unrecognized intangible assets) in a manner similar to a purchase price allocation. The resulting implied fair value of the goodwill that results from the application of the second step is then compared to the carrying amount of the goodwill and an impairment charge is recorded for the difference. The assumptions used in the estimate of fair value are generally consistent with the past performance of each reporting unit and are consistent with the projections and assumptions that are used in current operating plans. Such assumptions are subject to change as a result of changing economic and competitive conditions.

During fiscal years 2017, 2018 and 2019, there were no impairment charges on goodwill after management’s assessment and review.

ITEM 6. DIRECTORS, SENIOR MANAGEMENT AND EMPLOYEES

Directors and Senior Management

The directors and executive officers of the Company at June 30, 2019 are as follows:

Name	Age	Position(s) with Company
Richard Pui Hon Lau	75	Chairman of the Board of Directors
Edward So Kin Chung	46	Chief Executive Officer
Chin Pang Li	74	Executive Director of Manufacturing and Administration for Plastic Operations and Member of the Board of Directors
Hung-Hum Leung	73	Non-Executive Director and Member of Audit Committee
Allen Yau-Nam Cham	72	Non-Executive Director and Chairman of Audit Committee
Wing-Ki Hui	75	Non-Executive Director and Member of Audit Committee
Herman Wong Chi Wah	41	Chief Financial Officer

Richard Pui Hon Lau. Mr. Lau served as Chief Executive Officer and Chairman of the Board of Directors of the

Company and its predecessors since their inception in 1987 until February 2007, at which time he retired as Chief Executive Officer. Mr. Lau remains as Chairman of the Board.

Edward So Kin Chung. Mr. So has been in the electronic manufacturing industry internationally and in China for more than 20 years and has been with Deswell for 13 years. He was previously appointed the Managing Director of the electronics division. Previously, Mr. So spent five years at Peavey Electronics in increasing roles of responsibility and prior to that was employed at HSBC. Mr. So holds a Bachelor's degree in Electrical and Electronic Engineering from the University of Hong Kong, and Master's in Business Administration from Royal Holloway, University of London.

Chin Pang Li. Mr. Li has served the Company as a Member of the Board of Directors and in various executive capacities with the Company and its predecessors since their inception in 1987. He became Secretary of the Company in February 1995 and Chief Financial Officer in May 1995, a position which he held until March 31, 2006. As Executive Director of Manufacturing and Administration for Plastic Operations, Mr. Li is in charge of the manufacturing and administrative operations for the Company's plastic products. Mr. Li received his Bachelor of Science degree from Chun Yan Institute College, Taiwan in 1967.

Hung-Hum Leung. Mr. Leung has been a non-executive director of the Company and member of the Audit Committee since December 1999. Mr. Leung has over 25 years of experience in the manufacture of electronic products. Mr. Leung was the founder of Sharp Brave Holdings Ltd. (since 2007 known as China Properties Investment Holdings Limited), a Hong Kong public company listed on the Hong Kong Stock Exchange, and from 1991 to 1995 served as the Chairman of Sharp Brave Holdings Ltd. Since 1995, Mr. Leung has been an independent consultant to the electronics industry. He received his Bachelor of Science degree in Physics from the National Taiwan University in 1971.

Allen Yau-Nam Cham. Mr. Cham has been a non-executive director of the Company and member of the Audit Committee since August 2003. He has over 20 years of experience in the securities industry. He obtained his Bachelor of Science degree from St. Mary's University, Halifax, Canada, Bachelor of Engineering (Electrical) degree from Nova Scotia Technical College, Halifax, Canada and Master of Business Administration degree from University of British Columbia, Canada.

Wing-Ki Hui. Mr. Hui has been a non-executive director of the Company and member of the Audit Committee since October 2004. Since 1995 he has been the Operation Director of the Electronic Products Division of Tomorrow International Holdings Limited, a company listed on the Hong Kong Stock Exchange engaged in manufacturing of consumer electronics and printed circuit boards. Prior to serving in this capacity, Mr. Hui was Executive Director of Sharp Brave International Holdings Limited from 1991 to 1995 and Director of Sharp Brave Electronics Co., Ltd. from 1984 to 1995. Mr. Hui possesses over 20 years of experience in the electronic manufacturing industry, and is a graduate of South East Electronic College in Hong Kong.

Herman Wong Chi Wah. Mr. Wong joined the Company as Chief Financial Officer effective on April 1, 2011. During the 10 years immediately before joining Deswell, Mr. Wong worked for Deloitte Touche Tohmatsu, an international public accounting and auditing firm, where he most recently served as senior manager. During his tenure at Deloitte Touch Tohmatsu, he worked in an auditing capacity with a variety of Hong Kong listed companies and multinational corporations as well as working on several initial public offerings for Hong Kong listed companies. Mr. Wong received his Bachelor of Business Administration in Accounting from Hong Kong Polytechnic University.

No family relationship exists among any of the named directors, executive officers or key employees. No arrangement or understanding exists between any director or officer and any other persons pursuant to which any director or executive officer was elected as a director or executive officer of the Company, provided that Mr. Lau's beneficial ownership allows him to determine who is elected as a director or executive officer of the Company.

There are no arrangements or understandings with major shareholders, customers, suppliers or others, pursuant to which any member of the board of directors or senior management was selected as a director or member of senior management.

Compensation of Directors and Executive Officers

Executive Officers

The amount of compensation (cash benefits) paid by the Company and its subsidiaries was approximately \$1,418,000 during the year ended March 31, 2019 to all directors and to executive officers as a group for services in all service capacities. These amounts exclude amounts paid by the Company or its subsidiaries as dividends to directors and executive officers in their capacity as shareholders of the Company for the year ended March 31, 2019.

During the year ended March 31, 2019, no options to purchase shares of common stock were granted to the Company's directors and officers.

See the discussion under "We depend on our executive officers, senior managers and skilled personnel." in ITEM 3 "Key Information – Risk Factors" on page 17 of this Report.

Directors

Our policy is to pay directors who are not employees of the Company or any of its subsidiaries \$2,000 per month for services as a director, and to reimburse directors for all reasonable expenses incurred in connection with their services as a director and member of Board committees.

The Board has determined that Messrs. Hung-Hum Leung, Allen Yau-Nam Cham and Wing-Ki Hui are each "independent" within the meaning of Rule 5605(a)(2) of the NASDAQ Marketplace Rules.

Board Practices

The directors of the Company are elected at its annual meeting of shareholders and serve until their successors take office or until their death, resignation or removal. The executive officers serve at the pleasure of the Board of Directors of the Company.

Audit Committee

The Audit Committee meets from time to time to review the financial statements and matters relating to the audit and has full access to management and the Company's auditors in this regard. The Audit Committee recommends the engagement or discharge of the Company's independent accountants, consults on the adequacy of the Company's internal controls and accounting procedures, and reviews and approves financial statements and reports. Deswell's audit committee consists of Messrs. Hung-Hum Leung, Allen Yau-Nam Cham and Wing-Ki Hui, each of whom is an independent director within the meaning of that term under Rule 5605(a)(2) of the NASDAQ Marketplace Rules. Mr. Allen Yau-Nam Cham currently acts as the Chairman of the Audit Committee.

Other Committees; NASDAQ Compliance

Various corporate governance practices required of public companies with securities listed on The NASDAQ Stock Market are not required of "controlled companies" such as Deswell. Of the corporate governance practices required under NASDAQ's MarketPlace Rules, Deswell does not have a compensation committee or a nominating committee consisting of independent directors; does not have a formal written charter addressing the nominations process; does not have nominees to its board selected or recommended by a majority of its independent directors; and does not have the compensation of its Chief Executive Officer and other executive officers determined or recommended to the board by a majority of its independent directors. See "Our exemptions from certain of the reporting requirements under the Exchange Act limits the protections and information afforded to investors" on page 21 in the Risk Factors section of this Report for a further discussion of how our SEC reporting and corporate governance practices differ from those applicable to U.S. domestic issuers and U.S. NASDAQ-listed companies. The reason that Deswell does not have a compensation committee or a nominating committee consisting of independent directors is that, as a "controlled company," the Company is not required to have such committees, and nevertheless maintain the listing of its common shares on the NASDAQ Global Market.

Employees

At March 31, 2019, the Company employed 1,203 persons on a full-time basis, of which ten were located in Macao and 1,193 were located in or travel to and from China. Of the Company's employees in China, at March 31, 2019:

- 700 were engaged in plastic injection molding manufacturing, and
- 493 were engaged in contract electronic manufacturing.

The Company has not experienced significant labor stoppages. Management believes that relations with the Company's employees are satisfactory.

Share and Option Ownership of Directors and Senior Management

For information concerning the beneficial ownership of the Company's common shares, including options, by directors and senior management and major shareholders, see ITEM 7 of this Report.

Employee Stock Option Plans

In 1995, the Company adopted its 1995 Stock Option Plan permitting the Company to grant options to purchase up to 1,012,500 common shares to employees, officers, directors and consultants of the Company. On September 29, 1997, the Company’s Board of Directors and shareholders approved an increase of 549,000 shares in the number of shares that can be optioned and sold under the Option Plan bringing to a total of 1,561,500 shares the number of common shares that can be optioned and sold under the 1995 Stock Option Plan. No shares remain available for grant under the Company’s 1995 Stock Option Plan.

On August 15, 2001 the Board approved the adoption of the 2001 Stock Option Plan permitting the Company to grant options to purchase up to an additional 1,125,000 common shares to employees, officers, directors and consultants of the Company. On January 7, 2002 shareholders approved the 2001 plan.

On August 20, 2003, the Board approved the adoption of the 2003 Stock Option Plan permitting the Company to grant options to purchase up to an additional 900,000 common shares to employees, officers, directors, consultants and advisors of the Company. On September 30, 2003 shareholders approved the 2003 plan. On August 1, 2005, the Company’s Board of Directors, subject to shareholder approval, approved amendments to the 2003 Stock Option to increase by 500,000 shares in the number of shares that can be optioned and sold under the 2003 Stock Option Plan, bringing to a total of 1,400,000 shares the number of common shares that can be optioned and sold under the 2003 Stock Option Plan. The Company’s shareholders approved this amendment at the Company’s Annual Shareholders’ Meeting held on September 19, 2005.

On August 17, 2007, the Company’s Board of Directors, subject to shareholder approval, approved amendments to the 2003 Stock Option to increase by 400,000 shares in the number of shares that can be optioned and sold under the 2003 Stock Option Plan, bringing to a total of 1,800,000 shares the number of common shares that can be optioned and sold under the 2003 Stock Option Plan. The Company’s shareholders approved this amendment at the Company’s Annual Shareholders’ Meeting held on October 9, 2007.

On August 13, 2010, the Company’s Board of Directors, subject to shareholder approval, approved amendments to the 2003 Stock Option Plan to increase by 800,000 shares in the number of shares that can be optioned and sold under the 2003 Stock Option Plan, bringing to a total of 2,600,000 shares the number of common shares that can be optioned and sold under the 2003 Stock Option Plan. The Company’s shareholders approved this amendment at the Company’s Annual shareholders’ Meeting held on September 16, 2010.

On August 7, 2013, the Company’s Board of Directors, subject to shareholder approval, approved amendments to the 2003 Stock Option Plan to increase by 900,000 shares the number of shares that can be optioned and sold under the 2003 Stock Option Plan, bringing to a total of 3,500,000 shares the number of common shares that can be optioned and sold under the 2003 Stock Option Plan. The Company’s shareholders approved this amendment at the Company’s Annual shareholders’ Meeting held on September 11, 2013.

The Company’s option plans are administered by the Board of Directors, which determines the terms of options granted, including the exercise price, the number of shares subject to the option and the option’s exercisability. The exercise price of all options granted under the option plans must be at least equal to the fair market value of such shares on the date of grant. The maximum term of options granted under the option plans is 10 years.

Through June 30, 2019, options to purchase an aggregate of 5,669,000 shares had been granted under all of Deswell’s option plans. At June 30, 2019, there were options to purchase an aggregate of 470,000 common shares outstanding, and 1,268,000 shares were available for future grant under Deswell’s option plans.

ITEM 7. MAJOR SHAREHOLDERS AND RELATED PARTY TRANSACTIONS

Major Shareholders

The Company is not directly owned or controlled by another corporation or by any foreign government. The following table sets forth, as of June 30, 2019, the beneficial ownership of the Company’s common shares by each person known by the Company to beneficially own 5% or more of the common shares of the Company and by each of the Directors and Senior Management of the Company who beneficially own in excess of one percent of the Company’s common shares.

Name of beneficial owner or identity of group	Shares beneficially owned ⁽¹⁾	
	Amount	Percent
Richard Pui Hon Lau	8,328,980 ⁽²⁾	51.7
Chin Pang Li	1,625,750 ⁽³⁾	10.1
Herman Wong Chi Wah	50,000 ⁽⁴⁾	*
Edward So Kin Chung	50,000 ⁽⁵⁾	*
Hung-Hum Leung	-	-
Allen Yau-Nam Cham	-	-
Wing-Ki Hui	-	-

* Less than 1%.

- (1) Based on 15,915,239 shares outstanding on June 30, 2019. However, in accordance with Rule 13d-3(d)(1) under the Securities Exchange Act of 1934, shares not outstanding but which are the subject of currently exercisable options have been considered outstanding for the purpose of computing the percentage of outstanding shares owned by the listed person holding such options, but are not considered outstanding for the purpose of computing the percentage of shares owned by any of the other listed persons.
- (2) Consists of 8,128,980 shares held of record by Mr. Lau and options to purchase 200,000 shares granted to Mr. Lau under the Company’s stock option plans. Mr. Lau’s options are exercisable at an exercise price of \$2.09 per share, with a term expiring on July 29, 2024.
- (3) Consists of 1,425,750 shares held of record by Mr. Li and options to purchase 200,000 shares granted to Mr. Li under the Company’s stock option plans. Mr. Li’s options are exercisable at an exercise price of \$2.09 per share, with a term expiring on July 29, 2024.
- (4) Consists of 30,000 shares held of record by Mr. Wong and options to purchase 20,000 shares granted to Mr. Wong under the Company’s stock option plans. Mr. Wong’s options are exercisable at an exercise price of \$2.14 per share, with a term expiring on March 7, 2022.
- (5) Consists of 50,000 shares held of record by Mr. So.

Change in the Percentage Ownership Held by Major Shareholders

The following table reflects the percentage of beneficial ownership of Deswell’s common shares by its major (five percent or more) shareholders during the past three years:

	Percentage Ownership at June 30, ⁽¹⁾		
	2017	2018	2019
Richard Pui Hon Lau	41.4	47.0	51.7
Chin Pang Li	10.1	10.1	10.1

(1) Based on 15,885,239 shares outstanding at June 30, 2017 and at June 30, 2018, and 15,915,239 shares outstanding at June 30, 2019. In accordance with Rule 13d-3(d) (1) under the Securities Exchange Act of 1934, common shares not outstanding at the specified date but which were the subject of options exercisable within 60 days of the specified date are considered outstanding for the purpose of computing the percentage of outstanding common shares owned by the listed person holding such options, but are not considered outstanding for the purpose of computing the percentage of common shares owned by any of the other listed persons.

All of the holders of the Company’s common shares (including Deswell’s major shareholders) have equal voting rights with respect to the common shares held. As of June 30, 2019, approximately 10 holders of record, who, management believes, held for more than 3,000 beneficial owners, held Deswell’s common shares. According to information supplied to the Company by its transfer agent, at June 30, 2019, 10 holders of record with addresses in the United States held approximately 12.7 million of our outstanding common shares.

Related Party Transactions

Deswell had no transactions of the kind specified in ITEM 7.B. of Form 20-F from April 1, 2016 through June 30, 2019, the latest practical date prior to filing of this Annual Report.

It is Deswell’s policy that all transactions between Deswell and any interested director or executive officer be approved by a majority of the disinterested directors and be on terms that are no more favorable than would be available from an independent third party.

ITEM 8. FINANCIAL INFORMATION

Financial Statements

Our Consolidated Financial Statements are set forth under ITEM 18 “Financial Statements.”

Legal Proceedings

The Company is not involved in any material legal proceedings.

Export Sales

Information regarding our export sales is provided in ITEM 4 “Information on the Company – Business Overview – Customers and Marketing.”

Dividend Policy

The Company declared and paid dividends during the year ended March 31,

- 2017 aggregating \$2,247,873, \$1,123,937 of which was based on results for the last two quarters of the year ended March 31, 2016, and \$1,123,937 of which was based on results for the first six months of the year ended March 31, 2017;
- 2018 aggregating \$1,111,967 which was based on results for the last six months of the year ended March 31, 2017;
- 2019 aggregating \$1,588,524, \$635,410 of which was based on results for the last six months of the year ended March 31, 2018; and \$953,114 of which was based on results of the first six months of the year ended March 31, 2019.

The Company declared a dividend of \$0.04 on June 12, 2018, which was based on the results of the last six months of the year ended March 31, 2018. The dividend was paid on July 12, 2018.

The Company declared a dividend of \$0.06 on November 15, 2018, which was based on the results of the first six months of the year ended March 31, 2019. The dividend was paid on December 18, 2018.

The Company declared a dividend of \$0.07 on June 10, 2019, which was based on the results of the last six months of the year ended March 31, 2019. The dividend was paid on July 12, 2019.

The Company’s financial results are released semi-annually. The Company expects to pay cash dividends on a semi-annual basis based on the Company’s six-month results. Whether future dividends will be declared will depend upon the Company’s future growth and earnings, of which there can be no assurance, and the Company’s cash flow needs for future development, which growth, earning or cash flow needs may be adversely affected by one or more of the factors discussed in ITEM 3 “Key Information — Risk Factors.” Accordingly, there can be no assurance that future cash dividends on the Company’s common shares will be declared, what the amounts of such dividends will be or whether such dividends, once declared for a specific period will continue for any future period or at all.

ITEM 9. THE OFFER AND LISTING

The Company’s shares are traded exclusively on the NASDAQ Global Market under the symbol “DSWL.”

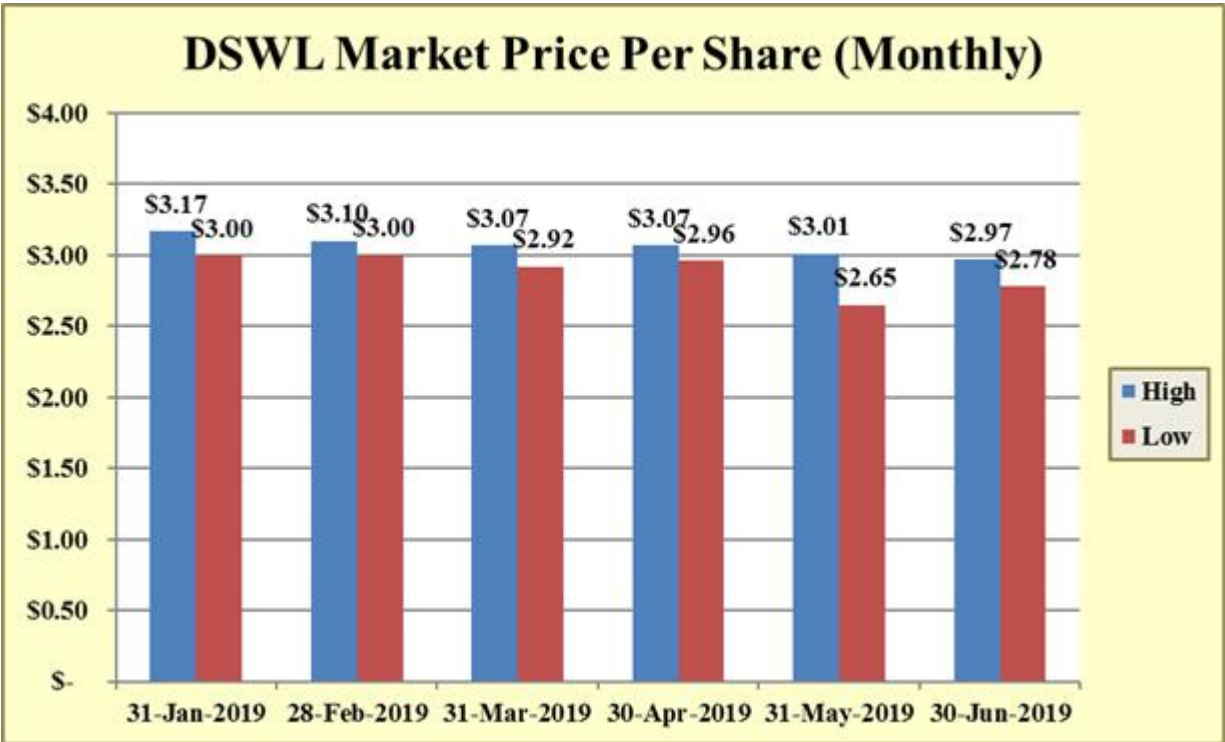
The following chart shows the annual high and low market prices as reported by The NASDAQ Global Market for each of Deswell’s fiscal years in the five-year period ended March 31, 2019:



The following chart shows the high and low market prices as reported by the NASDAQ Global Market for each of the quarters in the two-year period ended March 31, 2019 and for the quarter ended June 30, 2019:



The following chart shows the high and low market prices as reported by the NASDAQ Global Market during each of the months in the six-month period ended June 30, 2019:



ITEM 10. ADDITIONAL INFORMATION

Memorandum and Articles of Association

Effective December 13, 2007, we amended and restated our Memorandum and Articles of Association (collectively the “2007 Charter”), the instruments governing a company organized under the law of the BVI, which are comparable in purpose and effect to certificates or articles of incorporation and bylaws of corporations organized in a state of the United States.

Effective March 26, 2010, we amended Regulation 6.15 of our Articles of Association to reduce the number of our outstanding common shares that must be present in person or by proxy in order to hold any meeting of shareholders from no less than 50 percent to no less than 33⅓ percent and on March 30, 2010 an amended and restated Memorandum and Articles of Association was registered which incorporated the March 26, 2010 amendment into a restated Memorandum and Articles of Association.

Under our 2007 Charter, as amended through March 26, 2010 and applicable to the date of this Report (“our Charter”):

- our shares are eligible for a direct registration system operated by a securities depository in accordance with NASDAQ Marketplace Rule 5210(c) (formerly Rule 4350(1)).
- various consequential amendments were made to our Memorandum and Articles of Association in accordance with the advice from our U.S. and BVI counsel so as to (a) be consistent with the BVI BC Act, the BVI BC Act having come into force on January 1, 2004 superseding in certain respects the IBC Act, the relevant legislation which had previously governed us and (b) to make conforming changes resulting from the transition of the NASDAQ Stock Market’s operations on August 1, 2006 to that of a national securities exchange in the United States.
- certain special provisions of our Memorandum and Articles of Association that we adopted in preparation for our initial public offering of securities in the United States.
- provisions were added in recognition of, and to assure compliance with, certain laws, rules and regulations of the United States applicable to us, including the Sarbanes-Oxley Act of 2002, and the Marketplace Rules of the NASDAQ Stock Market.

- Holders of our shares:
 - are entitled to one vote for each whole share on all matters to be voted upon by shareholders, including the election of directors.
 - do not have cumulative voting rights in the election of directors.
 - are entitled to receive dividends if and when declared by our board of directors out of funds legally available under BVI law.
- all of common shares are equal to each other with respect to liquidation and dividend rights.
- in the event of our liquidation, all assets available for distribution to the holders of our common shares are distributable among them according to their respective holdings.

Objects and Purposes

Our objects and purposes are described in Clause 5 of our Memorandum of Association and are generally to engage in any act or activity that is not prohibited under the laws of the BVI.

Directors

Regulation 12.4 of our Articles of Association provides that except as otherwise provided in the BVI BC Act – the BVI corporate law that governs BVI companies like Deswell – no agreement or transaction between the Company and one or more of its directors or any person in which any director has a financial interest or to whom any director is related, including as a director of that other person, is void or voidable for this reason only or by reason only that the director is present at the meeting of directors or at the meeting of the committee of directors that approves the agreement or transaction or that the vote or consent of the director is counted for that purpose if the material facts of the interest of each director in the agreement or transaction and his interest in or relationship to any other party to the agreement or transaction are disclosed in good faith or are known by the other directors and such agreement or transaction has been approved by the irrevocable vote of a majority of the Company’s directors, including at least one Independent Director. In addition, the favorable vote of a majority of the directors, including at least one Independent Director, shall be required to approve any transaction or agreement between the Company and any officer of the Company or any person or entity holding ten percent or more of the outstanding Shares.

Our Articles of Association (Regulation 7.11) provide that the directors may by a resolution of directors, fix the emoluments of directors with respect to services to be rendered in any capacity to the Company.

BVI law and our Articles of Association provide that the management of the business and the control of Deswell shall be vested in the directors, who in addition to the powers and authorities expressly conferred by the Articles of Association, may also exercise all such powers, and do all such acts and things, as may be done by Deswell and are not by the Articles of Association or BVI law expressly directed or required to be exercised or done by a meeting of shareholders. Our Articles of Association provide that the directors may by resolution exercise all the powers of Deswell to borrow money and to mortgage or charge its undertakings and property or any part thereof, to issue debentures, debenture stock and other securities whenever money is borrowed or as security for any debt, liability or obligation of Deswell or of any third party.

BVI law and our Memorandum and Articles of Association do not contain an age limit requirement for our directors. Under our Articles of Association, no shares are required for director’s qualification.

Rights, Preferences and Restrictions of Authorized and Outstanding Shares and Changes to Rights of Shareholders

Deswell has one class and series of shares authorized or outstanding: common shares, no par value per share. Our authorized capital consists of 30,000,000 common shares, no par value per share, of which 15,915,239 common shares were outstanding on June 30, 2019.

Holders of our common shares are entitled to one vote for each whole share on all matters to be voted upon by shareholders, including the election of directors. Holders of our common shares do not have cumulative voting rights in the election of directors. All of our common shares are equal to each other with respect to liquidation and dividend rights. Holders of our common shares are entitled to receive dividends if and when declared by our board of directors out of funds legally available under BVI law. In the event of our liquidation, all assets available for distribution to the holders of our common shares are distributable among them according to their respective holdings. Holders of our common shares have no preemptive rights to purchase any additional, unissued common shares. There are no

provisions of the Articles of Association or Memorandum that impose conditions with respect to changes in Deswell capital that are more stringent than is required by applicable law.

Calling Annual General Meetings and Extraordinary General Meetings of Shareholders

BVI law does not require a company, such as Deswell, to have an annual meeting. Our Articles of Association do, however, require an annual meeting of shareholders for the election of directors and for such other business as may come before the meeting (Regulation 6.3).

Under BVI law, unless otherwise provided by a company's Memorandum or Articles of Association, the directors may call meetings of shareholders at any time (Regulation 6.1) and, upon the written request of shareholders entitled to exercise ten percent or more of the voting rights in respect of the matter for which the meeting is requested, the directors shall convene a meeting of shareholders (Regulation 6.2).

BVI law and our Articles of Association state that the directors may fix the date that notice is given of a meeting of shareholders, whether extraordinary or annual, as the record date for determining those shares that are entitled to vote at the meeting (Regulation 6.5).

BVI law and our Articles of Association provide that notice of all meetings of shareholders, stating the time, place and purposes thereof, shall be given not fewer than seven days before the date of the proposed meeting to those persons whose names appear as shareholders in our share register on the date of the notice and are entitled to vote at the meeting (Regulation 6.8).

Limitations on Share Ownership

BVI law and our Memorandum and Articles of Association do not impose any limitations on the right of anyone to own, hold or exercise voting rights to our common shares.

Potential Anti-Takeover Deterrence

Neither our Memorandum nor Articles of Association contain provisions that would have an effect of delaying, deferring or preventing a change in control of Deswell and that would operate only with respect to a merger, acquisition or corporate restructuring involving Deswell or any of its subsidiaries. However, pursuant to our Memorandum and Articles of Association and pursuant to the laws of the BVI, our board of directors without shareholder approval may amend our Memorandum and Articles of Association, which could have the effect of changing the rights of shareholders, provided that a majority of our independent directors do not vote against the amendment and provided further that our directors may not make an amendment:

- (a) to restrict the rights or powers of the shareholders to amend the Memorandum or the Articles;
- (b) to change the percentage of shareholders required to pass a Resolution of Shareholders to amend the Memorandum or the Articles;
- (c) where the Memorandum or the Articles cannot be amended by the Shareholders;
- (d) change Clause 7 of our Articles of Association conferring the rights of our shareholders to one vote per share, the right to equal share in dividend paid by the company, or to surplus assets on liquidation; or
- (e) change Clause 9 of our Articles of Association which sets forth rights of our shareholders and directors to amend our Memorandum and Articles of Association.

Our directors' ability to amend our Memorandum and Articles of Association, without shareholder approval in certain circumstances, could have the effect of delaying, deterring or preventing a change in control of Deswell, including a tender offer to purchase our common shares at a premium over the then current market price.

Ownership Information

Neither our Memorandum nor Articles of Association provide that information about our shareholders, even those owning significant percentages of our shares, must be disclosed publicly.

Differences from United States Law

The laws of the BVI governing the provisions of our Memorandum and Articles of Association discussed above are not significantly different than the laws governing similar provisions in the charter documents of Delaware companies, other than with respect to amending our Memorandum and Articles of Association without shareholder

approval and with respect to potential anti-takeover deterrence. Delaware law requires shareholders to approve amendments to a corporation's Certificate of Incorporation, with limited exceptions, and contains provisions restricting the rights of a Delaware corporation with a class of voting stock listed on a national exchange or held of record by more than 2,000 stockholders to engage in a business combination with an "interested stockholder" for a period of three years after the date of the transaction in which the person became an interested stockholder unless the business combination is approved in the manner prescribed under Delaware law.

Material Contracts

During the two years immediately preceding the filing of this Report, neither the Company nor any of its subsidiaries entered into any material contract, other than contracts in the ordinary course of business.

Taxation

United States Federal Income Tax Consequences

The discussion below is for general information only and is not, and should not be interpreted to be, tax advice to any holder of our common shares. Each holder or a prospective holder of our common shares is urged to consult his, her or its own tax advisor.

General

This section is a general summary of the material United States federal income tax consequences to U.S. Holders, as defined below, of the ownership and disposition of our common shares as of the date of this Report. This summary is based on the provisions of the Internal Revenue Code of 1986, as amended, or the Code, the applicable Treasury regulations promulgated and proposed thereunder, judicial decisions and current administrative rulings and practice, all of which are subject to change, possibly on a retroactive basis. The summary applies to you only if you hold our common shares as a capital asset within the meaning of Section 1221 of the Code. In addition, this summary generally addresses certain U.S. federal income tax consequences to U.S. Holders if we were to be classified as a PFIC. The United States Internal Revenue Service, or the IRS, may challenge the tax consequences described below, and we have not requested, nor will we request, a ruling from the IRS or an opinion of counsel with respect to the United States federal income tax consequences of acquiring, holding or disposing of our common shares. This summary does not purport to be a comprehensive description of all the tax considerations that may be relevant to the ownership of our common shares. In particular, the discussion below does not cover tax consequences that depend upon your particular tax circumstances nor does it cover any state, local or foreign law, or the possible application of the United States federal estate or gift tax. You are urged to consult your own tax advisors regarding the application of the United States federal income tax laws to your particular situation as well as any state, local, foreign and United States federal estate and gift tax consequences of the ownership and disposition of the common shares. In addition, this summary does not take into account any special United States federal income tax rules that apply to a particular U.S. or Non-U.S. holder of our common shares, including, without limitation, the following:

- a dealer in securities or currencies;
- a trader in securities that elects to use a market-to-market method of accounting for its securities holdings;
- a financial institution or a bank;
- an insurance company;
- a tax-exempt organization;
- a person that holds our common shares in a hedging transaction or as part of a straddle or a conversion transaction;
- a person whose functional currency for United States federal income tax purposes is not the U.S. dollar;
- a person liable for alternative minimum tax;
- a person that owns, or is treated as owning, 10% or more, by voting power or value, of our common shares;
- certain former U.S. citizens and residents who have expatriated; or
- a person who receives our shares pursuant to the exercise of employee stock options or otherwise as compensation.

U.S. Holders

For purposes of the discussion below, you are a “U.S. Holder” if you are a beneficial owner of our common shares who or which is:

- an individual United States citizen or resident alien of the United States (as specifically defined for United States federal income tax purposes);
- a corporation, or other entity treated as a corporation for United States federal income tax purposes, created or organized in or under the laws of the United States, any State or the District of Columbia;
- an estate whose income is subject to United States federal income tax regardless of its source; or
- a trust (x) if a United States court can exercise primary supervision over the trust’s administration and one or more United States persons are authorized to control all substantial decisions of the trust or (y) if it was in existence on August 20, 1996, was treated as a United States person prior to that date and has a valid election in effect under applicable Treasury regulations to be treated as a United States person.

If a partnership, or other entity treated as a partnership for United States federal income tax purposes holds our common shares, the tax treatment of a partner will generally depend upon the status of the partner and upon the activities of the partnership. If you are a partner of a partnership holding our common shares, you should consult your tax advisor.

Passive Foreign Investment Company (PFIC)

A U.S. Holder generally will be subject to a special tax regime if we are a PFIC at any time during which such Holder has held our shares.

A foreign corporation will be treated as a PFIC for United States federal income tax purposes if, after applying relevant look-through rules with respect to the income and assets of its subsidiaries, 75% or more of its gross income consists of certain types of passive income (the “income test”) or 50% or more of the gross value of its assets (based on an average of the quarterly values of the assets during such year) is attributable to assets that produce passive income or are held for the production of passive income (the “asset test”). For this purpose, passive income generally includes dividends, interest, royalties, rents (other than rents and royalties derived in the active conduct of a trade or business), annuities and gains from assets that produce passive income. An actual determination of PFIC status is factual in nature and cannot be made until the close of the applicable tax year.

The legislative history of the PFIC provisions states that Congress intended that “[i]n applying the PFIC asset test . . . , the total value of a publicly-traded foreign corporation’s assets generally will be treated as equal to the sum of the aggregate value of its outstanding stock plus its liabilities.” We do not believe there are currently any rules that provide further guidance on this issue. Therefore, based on the average ratio of our passive assets to our market cap plus our current liabilities (“Market Cap Value”) at the end of each quarter (“Testing Quarter”) of our fiscal year ended March 31, 2019, we are a PFIC. We have not conducted an appraisal of the fair market value of all of our assets, including our plant and equipment. However, in the absence of specific guidance, it is at best unclear that such an appraisal, even if it resulted in a fair market value in excess of our market cap, would satisfy the IRS as to our PFIC status.

As a result of the classification as a PFIC, a special tax regime will apply to both (a) any “excess distribution” by us (generally, the U.S. Holder’s ratable share of distributions in any year that are greater than 125% of the average annual distributions received by such U.S. Holder in the three preceding years or its holding period, if shorter) and (b) any gain recognized on the sale or other disposition of your common shares. Under the PFIC regime, any excess distribution and recognized gain will be treated as ordinary income. The U.S. federal income tax on such ordinary income is determined under the following steps: (i) the amount of the excess distribution or gain is allocated ratably over the U.S. Holder’s holding period for our common shares; (ii) tax is determined for amounts allocated to the first year in the holding period in which we were classified as a PFIC and all subsequent years (except the year in which the excess distribution was received or the sale occurred) by applying the highest applicable tax rate in effect in the year to which the income was allocated; (iii) an interest charge is added to this tax calculated by applying the underpayment interest rate to the tax for each year determined under the preceding sentence from the due date of the income tax return for such year to the due date of the return for the year in which the excess distribution or sale

occurs; and (iv) amounts allocated to a year prior to the first year in the U.S. Holder's holding period in which we were classified as a PFIC or to the year in which the excess distribution or the disposition occurred are taxed as ordinary income and no interest charge applies. The interest charge is non-deductible by individuals but is generally deductible by corporations

Under certain attribution rules, if we are a PFIC, U.S. Holders will generally be deemed to own their proportionate share of our direct or indirect equity interest in any company that is also a PFIC (a "Subsidiary PFIC"), and will be subject to U.S. federal income tax on their proportionate share of (a) any "excess distributions," as described below, on the stock of a Subsidiary PFIC and (b) a disposition or deemed disposition of the stock of a Subsidiary PFIC by us or another Subsidiary PFIC, both as if such U.S. Holders directly held the shares of such Subsidiary PFIC. In addition, U.S. Holders may be subject to U.S. federal income tax on any indirect gain realized on the stock of a Subsidiary PFIC on the sale or disposition of our common shares held by such U.S. Holders. Accordingly, U.S. Holders should be aware that they could be subject to tax even if no distributions are received and no redemptions or other dispositions of our common shares held by them are made.

A U.S. Holder may generally avoid the PFIC regime by making a "qualified electing fund" election which generally provides that, in lieu of the foregoing treatment, our earnings, on a pro rata basis, would be currently included in their gross income. However, we may be unable or unwilling to provide information to our U.S. Holders that would enable them to make a "qualified electing fund" election; thus, such election may not be available.

In addition, U.S. Holders may generally avoid the PFIC regime by making the "mark-to-market" election with respect to our common shares as long as we are a PFIC and our common shares are considered to be readily tradable on an established securities market within the United States. "Mark-to-market," in this context, means including in ordinary income each taxable year the excess, if any, of the fair market value of our common shares over your tax adjusted basis in such common shares as of the end of each year. This "mark-to-market" election generally enables a U.S. Holder to avoid the deferred tax amount or interest charge that would otherwise be imposed on them if we were to be classified as a PFIC. However, if we are a PFIC, a mark-to-market election would not be available with respect to stock of a Subsidiary PFIC.

If we are treated as a PFIC at any time that you hold our shares but cease to be classified as a PFIC in a later year, we will continue to be classified as a PFIC with respect to you unless you make a deemed sale election in a timely manner to be taxed as if you sold your shares on the last day of our last year during which we were treated as a PFIC. In this case, you would pay tax on the gain on the deemed sale treated as ordinary income and an interest charge, and no loss will be allowed to you. A timely deemed sale election can also be made with respect to any of our Subsidiary PFIC, in which case you will be taxed on the amount of gain treated as ordinary income and pay an interest charge as if the stock of such subsidiary had been actually sold or disposed of by us while we were a PFIC and you held our shares. If we subsequently become a PFIC, you will again be subject to the general PFIC rules discussed herein.

If we are treated as a PFIC, each U.S. Holder will be required to make an annual return on IRS Form 8621 (unless a *de minimis* exception applies) or its successor, reporting, among other things, distributions received and gain realized with respect to each PFIC in which such holder holds a direct or indirect interest, and may be required to provide other information as specified by the IRS.

An actual determination of PFIC status is highly factual in nature. Given the complexity of the issues that may result if we are classified as or become a PFIC, you are urged to consult your own tax advisors with respect to the tax consequences to you, including any reporting obligations that may be imposed on you, in the event that this should occur, in view of your particular circumstances.

In addition, individuals, estates and certain trusts whose income exceeds certain thresholds will be required to pay a 3.8% Medicare surtax on "net investment income" including interest, dividends and capital gains. U.S. Holders should consult with their own tax advisors regarding the effect, if any, of such tax on their ownership and disposition of our shares.

Non-U.S. Holders

If you are not a U.S. Holder, you are a "Non-U.S. Holder."

Distributions on Our Common Shares

You generally will not be subject to U.S. federal income tax, including withholding tax, on distributions made on our common shares unless:

- you conduct a trade or business in the United States and

- the distributions are effectively connected with the conduct of that trade or business (and, if an applicable income tax treaty so requires as a condition for you to be subject to U.S. federal income tax on a net income basis in respect of income from our common shares, such distributions are attributable to a permanent establishment that you maintain in the United States).

If you meet the two tests above, you generally will be subject to tax in respect of such dividends in the same manner as a U.S. Holder as described above (other than with respect to the Medicare tax described above). In addition, any effectively connected dividends received by a non-U.S. corporation may also, under certain circumstances, be subject to an additional “branch profits tax” at a 30 percent rate or such lower rate as may be specified by an applicable income tax treaty.

Sale, Exchange or Other Disposition of Our Common Shares

Generally, you will not be subject to U.S. federal income tax, including withholding tax, in respect of gain recognized on a sale or other taxable disposition of our common shares unless:

- your gain is effectively connected with a trade or business that you conduct in the United States (and, if an applicable income tax treaty so requires as a condition for you to be subject to U.S. federal income tax on a net income basis in respect of gain from the sale or other disposition of our common shares, such gain is attributable to a permanent establishment maintained by you in the United States), or
- you are an individual Non-U.S. Holder and are present in the United States for at least 183 days in the taxable year of the sale or other disposition, and certain other conditions exist.

You will be subject to tax in respect of any gain effectively connected with your conduct of a trade or business in the United States generally in the same manner as a U.S. Holder as described above (other than with respect to the Medicare tax described above). Effectively connected gains realized by a non-U.S. corporation may also, under certain circumstances, be subject to an additional “branch profits tax” at a rate of 30 percent or such lower rate as may be specified by an applicable income tax treaty.

Backup Withholding and Information Reporting

Payments, including dividends and proceeds of sales, in respect of our common shares that are made in the United States or by a United States related financial intermediary will be subject to United States information reporting rules. In addition, such payments may be subject to United States federal backup withholding tax. You will not be subject to backup withholding provided that:

- you are a corporation or other exempt recipient, or
- you provide your correct United States federal taxpayer identification number and certify, under penalties of perjury, that you are not subject to backup withholding.

Amounts withheld under the backup withholding rules may be credited against your United States federal income tax, and you may obtain a refund of any excess amounts withheld under the backup withholding rules by filing the appropriate claim for refund with the IRS in a timely manner.

British Virgin Islands Tax Consequences

Under the BVI BC Act of the BVI as currently in effect, a holder of common equity, such as our shares, who is not a resident of the BVI is exempt from BVI income tax on dividends paid with respect to the common equity and all holders of common equity are not liable to the BVI for income tax or capital gains tax on gains realized on sale or disposal of such shares. The BVI does not impose a withholding tax on dividends paid by a company incorporated under the BVI BC Act.

There are no capital gains, gift or inheritance taxes levied by the BVI on companies, like the Company, which were originally incorporated under the IBCA Act. In addition, our common shares are not subject to transfer taxes, stamp duties or similar charges. There is no income tax treaty or convention currently in effect between the United States and the BVI.

Documents on Display

Deswell is subject to the information requirements of the Securities and Exchange Act of 1934, and, in accordance with the Securities Exchange Act of 1934, Deswell files annual reports on Form 20-F within four months of its fiscal year end, and submits other reports and information under cover of Form 6-K with the SEC. You may read and copy this information at the SEC’s public reference room at 100 F Street, NE, Washington DC, 20549. Recent filings and

reports are also available free of charge through the EDGAR electronic filing system at <http://www.sec.gov>. You can also request copies of the documents, upon payment of a duplicating fee, by writing to the public reference section of the SEC. Please call the SEC at 1-800-SEC-0330 for further information on the operation of the public reference room or accessing documents through EDGAR.

As a foreign private issuer, Deswell is exempt from the rules under the Securities Exchange Act of 1934 prescribing the furnishing and content of proxy statements to shareholders.

Exchange Controls

There are no exchange control restrictions on payments of dividends on the Company’s common shares or on the conduct of the Company’s operations either in Macao, where the Company’s principal executive offices are located, or the BVI, where the Company is incorporated. Other jurisdictions in which the Company conducts operations may have various exchange controls. There are no material BVI laws which impose foreign exchange controls on the Company or that affect the payment of dividends, interest or other payments to non-resident holders of the Company’s common shares. BVI law and the Company’s Memorandum and Articles of Association impose no limitations on the right of nonresident or foreign owners to hold the Company’s Securities or vote the Company’s common shares.

To the extent that the Company may decide to pay cash dividends in the future, such dividends will be determined by resolution of the directors of the Company. The directors may authorize a distribution by way of a dividend at a time and of an amount they think fit if they are satisfied, on reasonable grounds, that, immediately after the distribution, the value of the Company’s assets will exceed its liabilities and the Company will be able to pay its debts as they fall due (i.e. a balance sheet and cash flow test). As the Company is a holding company, the amount available for distribution will be limited by the amount of dividends that can be declared and paid to it by its subsidiaries. Dividends declared by subsidiaries will be based on the profits reported in their statutory accounts prepared in accordance with generally accepted accounting principles in the relevant countries, primarily Macao and China, which differ from U.S. GAAP. To date these controls, with the exception of a requirement that 10% of profits to be reserved for future developments and staff welfare in China, have not had and are not expected to have a material impact on the Company’s financial results.

ITEM 11. QUANTITATIVE AND QUALITATIVE DISCLOSURES ABOUT MARKET RISK

Foreign Currency Risk

At March 31, 2017, 2018 and 2019, the Company had no open forward exchange contracts or option contracts. Cash and cash equivalents on hand at March 31, 2019 of \$14,371,000 were held in the following currencies:

	Equivalent U.S. Dollar Holdings (in thousands)	
United States dollars	\$	6,461
Chinese RMB		4,523
Hong Kong dollars		3,209
Macao dollars		150
Euro		3
Japanese yen		25
	\$	14,371

See discussion of Exchange Rate Fluctuation in ITEM 5 Operating and Financial Review and Prospects.

Interest Rate Risk

Our interest expenses and income are sensitive to changes in interest rates, as all of our cash reserves and borrowings are subject to interest rate changes. Cash on hand of \$371,000 as of March 31, 2019 was invested in short-term interest bearing investments. As such, interest income will fluctuate with changes in short term interest rates. As of March 31, 2019, we had neither long-term debt nor short-term bank loans outstanding on our credit facilities.

ITEM 12. DESCRIPTION OF SECURITIES OTHER THAN EQUITY SECURITIES

Disclosures under ITEMS 12A to 12D(2) of Form 20-F with respect to debt securities, warrants and rights, other securities, and American depository shares are not required when Form 20-F is used as an annual report and, in any

event, are not applicable to Deswell. Disclosures under ITEMS 12D(3) and 12D(4) of Form 20-F are required even when Form 20-F is used as an annual report. Deswell has no American Depositary Receipts deposited or outstanding.

PART II

ITEM 13. DEFAULTS, DIVIDEND ARREARAGES AND DELINQUENCIES

Not Applicable to Deswell.

ITEM 14. MATERIAL MODIFICATIONS TO THE RIGHTS OF SECURITY HOLDERS AND USE OF PROCEEDS

Not Applicable to Deswell.

ITEM 15. CONTROLS AND PROCEDURES

Disclosure Controls and Procedures

The Company's management, with the participation of its Chief Executive Officer and Chief Financial Officer, conducted an evaluation of our disclosure controls and procedures as required by paragraph (b) of Rule 13a-15 or 15d-15 under the Exchange Act as of March 31, 2019.

Based on this evaluation, the Company's management, including its Chief Executive Officer and Chief Financial Officer, concluded that as of March 31, 2019 such disclosure controls and procedures were effective to provide reasonable assurance that information required to be disclosed by the Company in reports it files or submits under the Exchange Act is recorded, processed, summarized and reported within the time periods specified in the rules and forms of the Securities and Exchange Commission, and include controls and procedures designed to ensure that information required to be disclosed by the Company in such reports is accumulated and communicated to the Company's management, including the Company's Chief Executive Officer and Chief Financial Officer, as appropriate to allow timely decisions regarding required disclosure.

Report of Management on Internal Control over Financial Reporting

Deswell's management is responsible for establishing and maintaining adequate internal control over financial reporting. Our management, including our Chief Executive Officer and Chief Financial Officer, does not expect that our internal controls will prevent all errors and all fraud. A control system, no matter how well conceived and operated, can provide only reasonable, not absolute, assurance that the objectives of the control system are met. Further, the design of a control system must reflect the fact that there are resource constraints, and the benefits of controls must be considered relative to their costs. The design of any system of controls also is based in part upon certain assumptions about the likelihood of future events, and there can be no assurance that any design will succeed in achieving its stated goals under all potential future conditions; over time, a control may become inadequate because of changes in conditions, or the degree of compliance with the policies or procedures may deteriorate. Because of the inherent limitations in a cost-effective control system, misstatements due to error or fraud may occur and not be detected.

A deficiency in internal control over financial reporting exists, as defined under Standards of the Public Company Accounting Oversight Board, when the design or operation of a control does not allow management or employees, in the normal course of performing their assigned functions, to prevent or detect misstatements on a timely basis. A significant deficiency is a deficiency, or a combination of deficiencies, in internal control over financial reporting that is less severe than a material weakness, yet important enough to merit attention by those responsible for oversight of the company's financial reporting.

Deswell's management, including its Chief Executive Officer and Chief Financial Officer, assessed the effectiveness of our internal control over financial reporting as of March 31, 2019. In making this assessment, our management used the criteria set forth by the Committee of Sponsoring Organizations of the Treadway Commission ("COSO") in Internal Control Integrated Framework (2013).

Based on the assessment, Deswell's management, including its Chief Executive Officer and Chief Financial Officer, concluded that, as of March 31, 2019, the Company's internal control over financial reporting was effective based on above described criteria.

Changes in Internal Controls

There were no changes in the Company's internal controls during the period covered by this Report that has

materially affected or is reasonably likely to materially affect our internal control over financial reporting.

ITEM 16. [RESERVED]

ITEM 16A. AUDIT COMMITTEE FINANCIAL EXPERT

Deswell’s Board of Directors has determined that at least one person serving on the Audit Committee is an “audit committee financial expert” as defined under ITEM 16A(b) of Form 20-F. Mr. Allen Yau-Nam Cham is an “audit committee financial expert.” Mr. Allen Yau-Nam Cham is independent, as that term is defined in 17 CFR 240.10A-3. There have been no amendments or waivers with respect to the code of ethics during the last fiscal year.

ITEM 16B. CODE OF ETHICS

The Company has adopted a Code of Ethics for its Chief Executive Officer and Senior Financial Officers (the “Code of Ethics”), which applies to the Company’s principal executive officer and to its principal financial and accounting officers. A copy of the Code of Ethics is included as Exhibit 11.1 to this Annual Report on Form 20-F. The Code of Ethics supplements the Company’s Code of Business Conduct and Ethics applicable to directors, officers and employees generally, available on its website at <http://www.deswell.com>.

ITEM 16C. PRINCIPAL ACCOUNTANT FEES AND SERVICES

Deswell’s principal accountants for the audit of its financial statements for the years ended March 31, 2018 and March 31, 2019 were BDO China Shu Lun Pan Certified Public Accountants LLP (“BDO China”). The following table presents the aggregate fees for professional services and other services rendered to Deswell by BDO China for the years ended March 31, 2018 and 2019.

	Year ended March 31,	
	2018	2019
	(In thousands)	
Audit fees ⁽¹⁾	\$ 193	\$ 200
Audit-related fees ⁽²⁾	—	—
Tax fees ⁽³⁾	—	—
All other fees ⁽⁴⁾	—	—
	\$ 193	\$ 200

- (1) Audit Fees consist of fees billed for the annual audit of our consolidated financial statements. They also include fees billed for other audit services, which are those services that only the external auditor reasonably can provide, and include the provision for consents relating to the review of documents filed with the SEC.
- (2) There were no other audit-related fees billed by the principal accountant during the last two fiscal years for assurance and related services that were reasonably related to the performance of the audit not reported under “Audit Fees” above.
- (3) There were no tax fees billed by the principal accountant during the last two fiscal years for advice services.
- (4) There were no other fees billed by the principal accountant during the last two fiscal years for products and services provided.

Audit Committee Pre-approval Policies and Procedures

The Audit Committee’s policy is to pre-approve all audit and permissible non-audit related services provided by the independent auditors. These services may include audit services, audit-related services, tax services and other services. Pre-approval is generally provided for up to one year and any pre-approval is detailed as to the particular service or category of services. Management will periodically report to the Audit Committee regarding the extent of services provided and the fees for the services performed by the independent auditors in accordance with this pre-approval policy. The Audit Committee may also pre-approve particular services on a case-by-case basis.

ITEM 16D. EXEMPTIONS FROM THE LISTING STANDARDS FOR THE AUDIT COMMITTEE.

As of the date of this Report, Deswell is not availing itself of an exemption from the independence standards contained in paragraph (b)(1)(iv) of Rule 10A-3 under the Securities Exchange Act of 1934 (except paragraph (b)(1)(iv)(B) of that Rule), the general exemption contained in paragraph (c)(3) of that Rule, or the last sentence of paragraph (a)(3) of that Rule.

ITEM 16E. PURCHASES OF EQUITY SECURITIES BY THE ISSUER AND AFFILIATE PURCHASERS

Not applicable to Deswell.

Item 16F. CHANGE IN REGISTRANT’S CERTIFYING ACCOUNTANT

Not applicable to Deswell.

ITEM 16G. CORPORATE GOVERNANCE

For information regarding whether our corporate governance standards differ from those applied to U.S. domestic issuers and the reason why we do not have an independent compensation committee, see the discussion under “Other Committees; NASDAQ Compliance” in ITEM 6 “Directors and Senior Management” of this Report.

ITEM 16H. MINE SAFETY DISCLOSURE

Not applicable to Deswell.

PART III

ITEM 17. FINANCIAL STATEMENTS

Not Applicable to Deswell.

ITEM 18. FINANCIAL STATEMENTS

The following financial statements are filed as part of this Report:

	<u>Page</u>
Report of Independent Registered Public Accounting Firm –	
BDO China Shu Lun Pan Certified Public Accountants LLP	F-1
Consolidated Balance Sheets	F-2
Consolidated Statements of Comprehensive Income (Loss)	F-3
Consolidated Statements of Shareholders’ Equity	F-4
Consolidated Statements of Cash Flows	F-5
Notes to Consolidated Financial Statements	F-6

All other schedules for which provisions are made in the applicable accounting regulations of the Securities and Exchange Commission are not required under the related instructions or are inapplicable, and therefore have been omitted.



立信会计师事务所(特殊普通合伙)
BDO CHINA SHU LUN PAN CERTIFIED PUBLIC ACCOUNTANTS LLP

Report of Independent Registered Public Accounting Firm

Shareholders and Board of Directors
Deswell Industries, Inc.

Opinion on the Consolidated Financial Statements

We have audited the accompanying consolidated balance sheets of Deswell Industries, Inc. and its subsidiaries (the “Company”) as of March 31, 2019 and 2018, the related consolidated statements of comprehensive income, shareholders’ equity, and cash flows for each of the three years in the period ended March 31, 2019, and the related notes (collectively referred to as the “consolidated financial statements”). In our opinion, the consolidated financial statements present fairly, in all material respects, the financial position of the Company at March 31, 2019 and 2018, and the results of its operations and its cash flows for each of the three years in the period ended March 31, 2019, in conformity with accounting principles generally accepted in the United States of America.

Basis for Opinion

These consolidated financial statements are the responsibility of the Company’s management. Our responsibility is to express an opinion on the Company’s consolidated financial statements based on our audits. We are a public accounting firm registered with the Public Company Accounting Oversight Board (United States) (“PCAOB”) and are required to be independent with respect to the Company in accordance with the U.S. federal securities laws and the applicable rules and regulations of the Securities and Exchange Commission and the PCAOB.

We conducted our audits in accordance with the standards of the PCAOB. Those standards require that we plan and perform the audit to obtain reasonable assurance about whether the consolidated financial statements are free of material misstatement, whether due to error or fraud. The Company is not required to have, nor were we engaged to perform, an audit of its internal control over financial reporting. As part of our audits we are required to obtain an understanding of internal control over financial reporting but not for the purpose of expressing an opinion on the effectiveness of the Company’s internal control over financial reporting. Accordingly, we express no such opinion.

Our audits included performing procedures to assess the risks of material misstatement of the consolidated financial statements, whether due to error or fraud, and performing procedures that respond to those risks. Such procedures included examining, on a test basis, evidence regarding the amounts and disclosures in the consolidated financial statements. Our audits also included evaluating the accounting principles used and significant estimates made by management, as well as evaluating the overall presentation of the consolidated financial statements. We believe that our audits provide a reasonable basis for our opinion.

/s/ BDO China Shu Lun Pan Certified Public Accountants LLP

We have served as the Company’s auditor since 2012.

Shenzhen, People’s Republic of China
July 12, 2019

DESWELL INDUSTRIES, INC.

CONSOLIDATED BALANCE SHEETS
(U.S. dollars in thousands)

	March 31,	
	2018	2019
ASSETS		
Current assets:		
Cash and cash equivalents	\$ 15,192	\$ 14,371
Time deposits maturing over three months	2,190	371
Time deposits maturing over twelve months – current portion	3,129	-
Marketable securities (note 3)	17,282	24,446
Accounts receivable, less allowances for doubtful accounts of \$270 and \$658 at March 31, 2018 and 2019, respectively	15,912	15,734
Inventories (note 4)	12,933	13,030
Prepaid expenses and other current assets (note 5)	2,267	2,006
Total current assets	68,905	69,958
Property, plant and equipment, net (note 6)	31,494	30,211
Goodwill (note 2)	-	-
Total assets	\$ 100,399	\$ 100,169
LIABILITIES AND SHAREHOLDERS' EQUITY		
Current liabilities:		
Accounts payable	\$ 8,596	\$ 6,253
Accrued payroll and employee benefits	5,566	5,676
Customer deposits	1,707	1,298
Other accrued liabilities (note 7)	1,873	1,662
Income taxes payable	603	657
Total current liabilities	\$ 18,345	\$ 15,546
Deferred income tax liabilities (note 8)	775	659
Total liabilities	\$ 19,120	\$ 16,205
Commitments and contingencies (note 9)		
Shareholders' equity:		
Common shares nil par value; authorized 30,000,000 shares; 17,031,810 shares issued as of March 31, 2018 and 2019; 15,885,239 shares outstanding as of March 31, 2018 and 2019	\$ 53,063	\$ 53,063
Treasury stock at cost; 1,146,571 and 1,146,571 shares as of March 31, 2018 and 2019 (note 12)	(2,821)	(2,821)
Additional paid-in capital	8,005	8,005
Accumulated other comprehensive income	5,316	5,316
Retained earnings	17,716	20,401
Total shareholders' equity	81,279	83,964
Total liabilities and shareholders' equity	\$ 100,399	\$ 100,169

DESWELL INDUSTRIES, INC.

CONSOLIDATED STATEMENTS OF COMPREHENSIVE INCOME
(U.S. dollars in thousands, except per share data)

	Year ended March 31,		
	2017	2018	2019
Net sales	\$ 44,522	\$ 60,667	\$ 66,581
Cost of sales	37,073	50,953	56,311
Gross profit	7,449	9,714	10,270
Selling, general and administrative expenses	8,856	8,806	9,459
Other (expenses) income, net (note 13)	(696)	894	(278)
Operating (loss) income	(2,103)	1,802	533
Non-operating income, net (note 14)	3,688	4,395	3,884
Income, before income taxes	1,585	6,197	4,417
Income taxes (note 8)	209	7	144
Net income attribute to Deswell Industries, Inc.	1,376	6,190	4,273
Other comprehensive income (loss)			
Unrealized loss on available-for-sale securities	(3)	-	-
Reclassification adjustment in connection with loss on disposal of available-for-sale securities transferred to profit or loss	14	-	-
Total comprehensive income attributable to Deswell Industries, Inc.	\$ 1,387	\$ 6,190	\$ 4,273
Net income per share attributable to Deswell Industries, Inc. (note 2)			
Basic:			
Net income per share	\$ 0.09	\$ 0.39	\$ 0.27
Weighted average common shares outstanding (shares in thousands)	16,035	15,885	15,885
Diluted:			
Net income per share	\$ 0.09	\$ 0.39	\$ 0.27
Weighted average common shares outstanding (shares in thousands)	16,035	15,985	16,059

DESWELL INDUSTRIES, INC.

CONSOLIDATED STATEMENTS OF SHAREHOLDERS' EQUITY
(U.S. dollars in thousands, except per share data)

	Common stock		Treasury Stock		Additional paid-in capital	Accumulated other comprehensive income	Retained earnings	Total Shareholders' Equity
	Shares	Amount	Shares	Amount				
Balance at March 31, 2016	17,031,810	\$53,063	(975,571)	\$(2,513)	\$ 8,005	\$ 5,305	\$ 12,948	\$ 76,808
Unrealized loss on available-for-sale securities	-	-	-	-	-	(3)	-	(3)
Reclassification adjustment in connection with loss on disposal of available-for-sale securities transferred to profit or loss	-	-	-	-	-	14	-	14
Repurchase of common stock	-	-	(171,000)	(308)	-	-	-	(308)
Net income	-	-	-	-	-	-	1,376	1,376
Dividends (\$0.105 per share)	-	-	-	-	-	-	(1,686)	(1,686)
Balance at March 31, 2017	17,031,810	\$53,063	(1,146,571)	\$(2,821)	\$ 8,005	\$ 5,316	\$ 12,638	\$ 76,201
Net income	-	-	-	-	-	-	6,190	6,190
Dividends (\$0.07 per share)	-	-	-	-	-	-	(1,112)	(1,112)
Balance at March 31, 2018	17,031,810	\$53,063	(1,146,571)	\$(2,821)	\$ 8,005	\$ 5,316	\$ 17,716	\$ 81,279
Unrealized loss on								
Net income	-	-	-	-	-	-	4,273	4,273
Dividends (\$0.1 per share)	-	-	-	-	-	-	(1,588)	(1,588)
Balance at March 31, 2019	17,031,810	\$53,063	(1,146,571)	\$(2,821)	\$ 8,005	\$ 5,316	\$ 20,401	\$ 83,964

DESWELL INDUSTRIES, INC.

CONSOLIDATED STATEMENTS OF CASH FLOWS
(U.S. dollars in thousands)

	Year ended March 31,		
	2017	2018	2019
Cash flows from operating activities			
Net income	\$ 1,376	\$ 6,190	\$ 4,273
Adjustments to reconcile net loss to net cash provided by operating activities:			
Depreciation and amortization	2,135	2,138	2,114
Provision for (reversal of) doubtful accounts, net	371	(674)	403
(Usage) additional charges for obsolescence allowance of inventories, net	(65)	296	256
Loss on disposal of property, plant and equipment	162	61	22
Unrealized holding gain on marketable securities	(1,999)	(1,401)	(891)
Gain on sales of marketable securities	(69)	(609)	(746)
Loss on disposal of available-for-sale securities	14	-	-
Deferred income tax	64	(114)	(116)
Scrip dividend received	-	(168)	(33)
Changes in operating assets and liabilities:			
Accounts receivable	(4,322)	(2,079)	(225)
Inventories	(2,509)	(2,541)	(353)
Prepaid expenses and other current assets	(761)	152	261
Accounts payable	2,924	3,444	(2,343)
Accrued payroll and employee benefits	608	923	110
Customer deposits	729	(445)	(409)
Other accrued liabilities	185	399	(211)
Income taxes payable	75	127	54
Net cash (used in) provided by operating activities	<u>(1,082)</u>	<u>5,699</u>	<u>2,166</u>
Cash flows from investing activities			
Purchase of property, plant and equipment	(2,152)	(1,707)	(878)
Proceeds from sale of property, plant and equipment, net of transaction costs	993	6	25
Purchase of marketable securities	(3,159)	(5,357)	(12,704)
Proceeds from sales of marketable securities	920	6,580	7,210
Proceeds from disposal of available-for-sale securities	1,600	-	-
Release of (increase in) fixed deposits maturing over three months	(146)	3,232	1,819
(Increase in) decrease in fixed deposits maturing over twelve months	1,664	(227)	3,129
Net cash (used in) provided by investing activities	<u>(280)</u>	<u>2,527</u>	<u>(1,399)</u>
Cash flows from financing activities			
Dividends paid	(2,248)	(1,112)	(1,588)
Repurchase of common stock	(308)	-	-
Net cash used in financing activities	<u>(2,556)</u>	<u>(1,112)</u>	<u>(1,588)</u>
Net (decrease) increase in cash and cash equivalents	(3,918)	7,114	(821)
Cash and cash equivalents, beginning of year	11,996	8,078	15,192
Cash and cash equivalents, end of year	<u>\$ 8,078</u>	<u>\$ 15,192</u>	<u>\$ 14,371</u>
Supplementary disclosures of cash flow information:			
Cash paid during the year for:			
Interest	\$ -	\$ -	\$ -
Income taxes	<u>\$ 21</u>	<u>\$ 85</u>	<u>\$ 149</u>

1. Organization and Basis of Financial Statements

Deswell Industries, Inc. was incorporated in the British Virgin Islands on December 2, 1993.

The principal activities of the Company comprise the manufacturing and sales of injection-molded plastic parts and components and electronic products assembling. The manufacturing activities are subcontracted to subsidiaries operating in the People's Republic of China ("PRC"). The selling and administrative activities were originally performed in the Hong Kong Special Administrative Region ("Hong Kong") of the PRC. From August 2003, these activities were moved to the Macao Special Administrative Region ("Macao") of the PRC.

As the Company is a holding company, the amount of any dividends to be declared by the Company will be dependent upon the amount which can be distributed from its subsidiaries. Dividends from subsidiaries are declared based on profits as reported in their statutory accounts.

2. Summary of Significant Accounting Policies

Principles of consolidation - The consolidated financial statements, prepared in accordance with generally accepted accounting principles in the United States of America, include the assets, liabilities, revenues, expenses and cash flows of all subsidiaries. Intercompany balances, transactions and cash flows are eliminated on consolidation.

Goodwill - The excess purchase price over the fair value of net assets acquired is recorded on the balance sheet as goodwill. The Company adopted Accounting Standards Codification ("ASC") No. 350, "Intangibles – Goodwill and Other", which requires the carrying value of goodwill to be evaluated for impairment on an annual basis or more frequently if impairment indicators arise. The Company regularly conducted annual impairment evaluation. The impairment test requires the Company to estimate the fair value of our reporting units. If the carrying value of a reporting unit exceeds its fair value, the goodwill of that reporting unit is potentially impaired and the Company proceeds to step two of the impairment analysis. In the second step, the implied fair value of the reporting unit's goodwill is determined by allocating the reporting unit's fair value to all of its assets and liabilities other than goodwill (including any unrecognized intangible assets) in a manner similar to a purchase price allocation. The resulting implied fair value of the goodwill that results from the application of the second step is then compared to the carrying amount of the goodwill and an impairment charge is recorded for the difference. The assumptions used in the estimate of fair value are generally consistent with the past performance of each reporting unit and are consistent with the projections and assumptions that are used in current operating plans. Such assumptions are subject to change as a result of changing economic and competitive conditions. The entire goodwill of \$393 was fully impaired since March 31, 2014.

Cash and cash equivalents - Cash and cash equivalents include cash on hand, cash accounts, interest bearing savings accounts and time certificates of deposit with a maturity of three months or less when purchased.

Marketable securities - All marketable securities are classified as trading securities and are stated at fair market value. Market value is determined by the most recently traded price of the security at the balance sheet date. Net realized and unrealized gains and losses on trading securities are included in non-operating income. The cost of investments sold is based on the average cost method. Interest and dividend income earned are included in non-operating income.

Available-for-sales securities - Available-for-sale securities are investments in debt securities that have readily determinable fair values not classified as trading securities or as held-to-maturity securities. All available-for-sale securities are carried at fair value and represent securities that are available to meet liquidity and/or other needs of the Company. Gains and losses are recognized and reported separately in the consolidated statements of comprehensive income upon realization or when impairment of values is deemed to be other than temporary. In estimating other-than temporary impairment losses, management considers, (i) the length of time and the extent to which the fair value has been less than cost, (ii) the financial condition and near-term prospects of the issuer, and (iii) the intent and ability of the Company to retain its investment in the issuer for a period of time sufficient to allow for anticipated recovery in fair value. Gains or losses are recognized using the specific identification method. Unrealized holding gains and losses for securities available-for-sale are excluded from the consolidated statements of comprehensive income and reported net of taxes in the accumulated other comprehensive income component of shareholders' equity until realized. During the year ended March 31, 2017, all available-for-sales securities were disposed for a consideration of \$1,600. Unrealized gain (loss) for the years ended March 31, 2017 was \$(3).

2. Summary of Significant Accounting Policies - continued

Inventories - Inventories are stated at the lower of cost or market. Cost is determined on the weighted average basis. Work-in-progress and finished goods inventories consist of raw materials, direct labor and overhead associated with the manufacturing process. The Company periodically performs an analysis of inventory to determine obsolete or slow-moving inventory and determine if its cost exceeds the estimated market value. Write down of potentially obsolete or slow-moving inventory are recorded based on management’s analysis of inventory levels.

Property, plant and equipment - Property, plant and equipment is stated at cost including the cost of improvements. Maintenance and repairs are charged to expense as incurred. Depreciation and amortization are provided on the straight line method based on the estimated useful lives of the assets as follows:

Leasehold land and buildings	30 - 50 years
Plant and machinery	5 - 15 years
Furniture, fixtures and equipment	4 - 5 years
Motor vehicles	3 - 5 years
Leasehold improvements	2 - 5 years

Leases - Leases are classified at the inception date as either a capital lease or an operating lease. For the lessee, a lease is a capital lease if any of the following conditions exist: a) ownership is transferred to the lessee by the end of the lease term, b) there is a bargain purchase option, c) the lease term is at least 75% of the property’s estimated remaining economic life or d) the present value of the minimum lease payments at the beginning of the lease term is 90% or more of the fair value of the leased property to the lessor at the inception date. For the lessor, in addition to the four criteria mentioned above, a capital lease has to meet both of the following incremental criteria: a) the collectability of the minimum lease payments under the lease has to be reasonable predictable, and b) no important uncertainties surround the amount of unreimbursable costs yet to be incurred by the lessor under the lease.

For the lessee, a capital lease is accounted for as if there was an acquisition of an asset and an incurrence of an obligation at the inception of the lease. All other leases are accounted for as operating leases. The total rental payments made under the leases are recognized in the consolidated statement of comprehensive income (loss) as incurred. For the lessor, a capital lease is accounted for as sale-type lease, direct financing lease or leveraged lease. All other leases are accounted for as operating leases. Revenues are recorded to statement of comprehensive income (loss) on a straight-line basis over the term of the lease. The Company has no capital leases as a lessee or lessor for any of the periods presented.

Impairment of long-lived assets - Long-lived assets are included in impairment evaluations when events and circumstances exist that indicate the carrying value of these assets may not be recoverable. In accordance with ASC No. 360, “Property, Plant and Equipment”, the Company assesses the recoverability of the carrying value of long-lived assets by first grouping its long-lived assets with other assets and liabilities at the lowest level for which identifiable cash flows largely independent of the cash flows of other assets and liabilities (the asset group) and, secondly, estimating the undiscounted future cash flows that are directly associated with and expected to arise from the use of and eventual disposition of such asset group. The Company estimates the undiscounted cash flows over the remaining useful life of the primary asset within the asset group. If the carrying value of the asset group exceeds the estimated undiscounted cash flows, the Company records an impairment charge to the extent the carrying value of the long-lived asset exceeds its fair value. The Company determines fair value through quoted market prices in active markets or, if quotations of market prices are unavailable, through the performance of internal analysis using a discounted cash flow methodology. The undiscounted and discounted cash flow analyses based on a number of estimates and assumptions, including the expected period over which the asset will be utilized, projected future operating results of the asset group, discount rate and long-term growth rate.

2. Summary of Significant Accounting Policies - continued

Revenue recognition –

Effective April 1, 2018, the Company adopted the new guidance of ASC Topic 606, Revenue from Contracts with Customers (Topic 606), which supersedes the revenue recognition requirements in ASC Topic 605, Revenue Recognition. Topic 606 requires the Company to recognize revenue to depict the transfer of promised goods or services to customers in an amount that reflects the consideration to which the entity expects to be entitled in exchange for those goods or services. The Company applies the following steps to recognize revenues: (1) identify the contract with a customer; (2) identify the performance obligations in the contract; (3) determine the transaction price; (4) allocate the transaction price to the performance obligations in the contract; and (5) recognize revenue when, or as, the Company satisfies a performance obligation.

Products sales

The Company recognizes revenue upon transfer of control of its products to the customer, which typically occurs upon delivery. The Company’s main performance obligation to its customers is the delivery of products in accordance with purchase orders. Each purchase order defines the transaction price for the products purchased under the arrangement. Acceptance of delivery of the products is evidenced by goods receipt notes signed by the customer. The Company has no remaining obligations after the customer’s acceptance of the products.

Under the terms of the contracts or purchase orders between the Company and the customer, the control of the products is transferred to the customer upon the signing of the goods receipt notes and the customer has no rights to return the products (other than for defective products). Some customers examine and pick up the products at our plant while some local customers instruct us to deliver the products to their plants nearby. Some overseas customers instruct us to deliver the products to the named port of shipment. Delivery of the products occurs at that point of time when the control of the products is transferred to the customer.

The selling price, which is specified in the purchase orders, is fixed. Under the terms of the purchase orders, upon the sale of the products to the customer and the signing of the good receipts notes, the Company has the legally enforceable right to receive full payment of the sales price. The customer’s obligation to pay the Company is not dependent on the customer selling the products or collecting cash from their customers (or end customers). The customer is required to pay under normal sales terms. The Company’s normal payment terms range from 30 days to 90 days and its sales arrangements do not have any material financing components. In addition, the Company’s customer arrangements do not produce contract assets or liabilities that are material to its consolidated financial statements. The Company permits the return of damaged or defective products and accounts for these actual returns as deduction from sales. Product returns to the Company were insignificant during past years.

Costs to obtain a contract and incremental costs to fulfill the Company’s customer arrangements are expensed as incurred, as the amortization period is less than one year.

The Company’s sales are net of value added tax (“VAT”) and business tax and surcharges collected on behalf of tax authorities in respect of product sales. VAT and business tax and surcharges collected from customers, net of VAT paid for purchases, is recorded as a liability in the consolidated balance sheets until it is paid to the tax authorities.

Outbound freight and Handling costs:

The company accounts for product outbound freight and handling costs as fulfillment activities and present the associated costs in selling expenses in the period in which it sells the product.

2. Summary of Significant Accounting Policies - continued

Disaggregation of Revenues:
The following table disaggregates product sales by business segment by geography which provides information as to the major source of revenue. See Note 16 for additional description of our reportable business segments.

	<u>Year ended March 31, 2019</u>		
	Injection molded Plastic parts	Electronic Products	Total
Net sales			
United States of America	\$1,504	\$11,358	\$12,862
PRC	25,637	5,135	30,772
United Kingdom	255	3,331	3,586
Hong Kong	1,195	3,531	4,726
Europe	188	7,998	8,186
Others	-	6,449	6,449
Total net sales	\$28,779	\$37,802	\$66,581

Other comprehensive income - Other comprehensive income for the year ended March 31, 2017 represented unrealized loss on available-for-sale securities and reclassification adjustment in connection with loss on disposal of available-for-sale securities transferred to profit or loss, and were included in the consolidated statement of comprehensive income.

Allowance for doubtful account - The Company regularly monitors and assesses the risk of not collecting amounts owed to the Company by customers. This evaluation is based upon a variety of factors including: ongoing credit evaluations of its customers’ financial condition, an analysis of amounts current and past due along with relevant history and facts particular to the customer. Based upon the results of this analysis, the Company records an allowance for uncollectible accounts for this risk. This analysis requires the Company to make significant estimates, and changes in facts and circumstances could result in material changes in the allowance for doubtful accounts. Unanticipated changes in the liquidity or financial position of the Company’s customers may require additional provisions for doubtful accounts.

Allowance for doubtful accounts	<u>Year ended March 31,</u>		<u>2019</u>
	<u>2017</u>	<u>2018</u>	
Balance at beginning of the year	\$881	\$1,252	\$270
Provision for the year	420	34	419
Bad debt recovery	(49)	(708)	(16)
Written off	-	(308)	(15)
	\$1,252	\$270	\$658

The provision and the bad debt recovery for the years were charged to other income (expenses) in consolidated statements of comprehensive income.

Shipping and handling cost - Shipping and handling costs related to the delivery of finished goods are included in selling expenses. During the years ended March 31, 2017, 2018 and 2019, shipping and handling costs expensed to selling expenses were \$501, \$557 and \$529, respectively.

Income taxes - Income taxes are provided on an asset and liability approach for financial accounting and reporting of income taxes. Any PRC tax paid by subsidiaries during the year is recorded. Deferred income taxes are recognized for all significant temporary differences at enacted rates and classified as current or non-current based upon the classification of the related asset or liability in the financial statements. A valuation allowance is provided to reduce the amount of deferred tax assets if it is considered more likely than not that some portion of, or all, the deferred tax asset will not be realized. The Company classifies interest and/or penalties related to unrecognized tax benefits, if any, as a component of income tax provisions.

2. Summary of Significant Accounting Policies - continued

The Company adopted the provisions of ASC No. 740 “Income Taxes” (“ASC 740”), which clarifies the accounting for uncertainty in income taxes recognized by prescribing a recognition threshold and measurement attribute for the financial statement recognition and measurement of a tax position taken or expected to be taken in a tax return. ASC 740 also provides accounting guidance on de-recognition, classification, interest and penalties, disclosure and transition.

Foreign currency translation - The consolidated financial statements of the Company are presented in U.S. dollars as the Company is incorporated in the British Virgin Islands where the currency is the U.S. dollar. The Company's subsidiaries conduct substantially all of their business in U.S. dollars, Hong Kong dollars or Chinese Renminbi. Notwithstanding this, U.S. dollar is considered by management to be the most appropriate functional currency of the Company’s subsidiaries because most of our customers contracted with our subsidiaries in U.S. dollars.

All transactions in currencies other than functional currencies during the year are translated at the exchange rates prevailing on the transaction dates. Monetary items existing at the balance sheet date denominated in currencies other than the functional currencies are translated at period end rates. Gains and losses resulting from the translation of foreign currency transactions and balances are included in the consolidated statement of comprehensive income (loss).

The exchange rates between the Hong Kong dollars and the U.S. dollar were approximately 7.7904, 7.7904 and 7.7904 as of March 31, 2017, 2018 and 2019, respectively. The exchange rates between the Chinese Renminbi and the U.S. dollar were approximately 6.8915, 6.3916 and 6.7472 as of March 31, 2017, 2018 and 2019, respectively. Aggregate net foreign currency transaction gain included in other income were, \$(361), \$(56) and \$(82) for the years ended March 31, 2017, 2018 and 2019, respectively.

Post-retirement and post-employment benefits - The Company and its subsidiaries contribute to a state pension scheme in respect of its Chinese employees.

Stock-based compensation - The Company adopts ASC No. 718, “Compensation – Stock Compensation”, which requires that share-based payment transactions with employees, such as share options, be measured based on the grant-date fair value of the equity instrument issued and recognized as compensation expense over the requisite service period, with a corresponding addition to equity. Under this method, compensation cost related to employee share options or similar equity instruments is measured at the grant date based on the fair value of the award and is recognized over the period during which an employee is required to provide service in exchange for the award, which generally is the vesting period.

There were no stock options granted during the year ended March 31, 2017, 2018 and 2019.

Net income per share - Basic net income per share is computed by dividing net loss available to common shareholders by the weighted average number of common shares outstanding during the period. Diluted net income per share gives effect to all dilutive potential common shares outstanding during the period. The weighted average number of common shares outstanding is adjusted to include the number of additional common shares that would have been outstanding if the dilutive potential common shares had been issued. In computing the dilutive effect of potential common shares, the average stock price for the period is used in determining the number of treasury shares assumed to be purchased with the proceeds from the exercise of options.

Basic net income per share and diluted net income per share calculated in accordance with ASC No. 260, “Earnings Per Share”, are reconciled as follows (shares in thousands):

	Year ended March 31,		
	2017	2018	2019
Net income attributable to Deswell Industries, Inc.	\$1,376	\$6,190	\$4,273
Basic weighted average common shares outstanding	16,035	15,885	15,885
Basic net income per share	\$0.09	\$0.39	\$0.27

2. Summary of Significant Accounting Policies - continued

	Year ended March 31,		
	2017	2018	2019
Basic weighted average common shares outstanding	16,035	15,885	15,885
Effect of dilutive securities – Options	-	100	174
Diluted weighted average common and potential common shares outstanding	16,035	15,985	16,059
Diluted net income per share	\$0.09	\$0.39	\$0.27

For the years ended March 31, 2017, potential common shares of 532,000 shares related to stock options are excluded from the computation of diluted net income per share as their exercise prices were higher than the average market price.

Use of estimates - The preparation of financial statements in conformity with generally accepted accounting principles requires management to make estimates and assumptions that affect the reported amounts of assets and liabilities and disclosures of contingent assets and liabilities at the date of the financial statements and the reported amounts of revenues and expenses during the reporting period. Actual results could differ from those estimates.

Fair value of financial instruments - The fair value of a financial instrument is defined as the exchange price that would be received from an asset or paid to transfer a liability (as exit price) in the principal or most advantageous market for the asset or liability in an orderly transaction between market participants at the measurement date. The carrying amounts of financial assets and liabilities, such as cash and cash equivalents, time deposits, accounts receivable, prepaid expenses and other current assets, accounts payable, and other current liabilities, approximate their fair values because of the short maturity of these instruments and market rates of interest.

Fair value measurements - The Company has adopted ASC No. 820, Fair Value Measurements and Disclosures, which defines fair value, establishes a framework for measuring fair value in GAAP, and expands disclosures about fair value measurements. It does not require any new fair value measurements, but provides guidance on how to measure fair value by providing a fair value hierarchy used to classify the source of the information.

It establishes a three-level valuation hierarchy of valuation techniques based on observable and unobservable inputs, which may be used to measure fair value and include the following:

Level 1 - Quoted prices in active markets for identical assets or liabilities. Level 1 assets and liabilities include debt and equity securities and derivative contracts that are traded in an active exchange market, as well as certain securities that are highly liquid and are actively traded in over-the-counter markets.

Level 2 - Inputs other than Level 1 that are observable, either directly or indirectly, such as quoted prices for similar assets or liabilities; quoted prices in markets that are not active; or other inputs that are observable or can be corroborated by observable market data for substantially the full term of the assets or liabilities.

Level 3 - Unobservable inputs that are supported by little or no market activity and that are significant to the fair value of the assets or liabilities. Level 3 assets and liabilities include financial instruments whose value is determined using pricing models, discounted cash flow methodologies, or similar techniques based on significant unobservable inputs, as well as instruments for which the determination of fair value requires significant management judgment or estimation.

Classification within the hierarchy is determined based on the lowest level of input that is significant to the fair value measurement.

2. Summary of Significant Accounting Policies - continued

Non-recurring fair value measurements - Long-lived assets are measured at fair value on a non-recurring basis using mostly Level 3 inputs as defined in the fair value hierarchy. These assets are not measured at fair value on an ongoing basis, but are subject to fair value adjustments only in certain circumstances. Assets that are written down to fair value when impaired and retained investments are not subsequently adjusted to fair value unless further impairment occurs.

Fair value of long-lived assets, including real estate, are determined by estimating the amount and timing of net future cash flows (which are unobservable inputs) and discounting them using a risk-adjusted rate of interest. The Company estimates future cash flows based on its experience and knowledge of the market. Significant increases or decreases in actual cash flows may result in valuation changes. For real estate, fair values are based on discounted cash flow estimates which reflect current and projected lease profiles and available industry information about capitalization rates and expected trends in rents and occupancy and are corroborated by external appraisals.

Recent changes in accounting standards – In June 2016, Financial Accounting Standards Board (“FASB”) issued ASU No. 2016-13, “Financial Instruments-Credit Losses (Topic 326): Measurement of Credit Losses on Financial Instruments” (“ASU 2016-13”). Financial Instruments-Credit Losses (Topic 326) amends guidelines on reporting credit losses for assets held at amortized cost basis and available-for-sale debt securities. For assets held at amortized cost basis, Topic 326 eliminates the probable initial recognition threshold in current GAAP and, instead, requires an entity to reflect its current estimate of all expected credit losses. The allowance for credit losses is a valuation account that is deducted from the amortized cost basis of the financial assets to present the net amount expected to be collected. For available-for-sale debt securities, credit losses should be measured in a manner similar to current GAAP, however Topic 326 will require that credit losses be presented as an allowance rather than as a write-down. ASU 2016-13 affects entities holding financial assets and net investment in leases that are not accounted for at fair value through net income. The amendments affect loans, debt securities, trade receivables, net investments in leases, off balance sheet credit exposures, reinsurance receivables, and any other financial assets not excluded from the scope that have the contractual right to receive cash. The amendments in this ASU will be effective for fiscal years beginning after December 15, 2019, including interim periods within those fiscal years. We are currently evaluating the impact of the adoption of ASU 2016-13 on our consolidated financial statements.

In February 2016, the FASB issued ASU No. 2016-02, “Leases (Topic 842)” (“ASU 2016-02”). The amendments in this update create Topic 842, Leases, and supersede the leases requirements in Topic 840, Leases. Topic 842 specifies the accounting for leases. The objective of Topic 842 is to establish the principles that lessees and lessors shall apply to report useful information to users of financial statements about the amount, timing, and uncertainty of cash flows arising from a lease. The main difference between Topic 842 and Topic 840 is the recognition of lease assets and lease liabilities for those leases classified as operating leases under Topic 840. Topic 842 retains a distinction between finance leases and operating leases. The classification criteria for distinguishing between finance leases and operating leases are substantially similar to the classification criteria for distinguishing between capital leases and operating leases in the previous leases guidance. The result of retaining a distinction between finance leases and operating leases is that under the lessee accounting model in Topic 842, the effect of leases in the statement of comprehensive income and the statement of cash flows is largely unchanged from previous GAAP. The amendments in ASU 2016-02 are effective for fiscal years beginning after December 15, 2018, including interim periods within those fiscal years for public business entities. Early application of the amendments in ASU 2016-02 is permitted. We expect to adopt the new standard on April 1, 2019 using the modified retrospective method. The transition method allows entities to initially apply the requirements by recognizing a cumulative-effect adjustment to the opening balance of retained earnings in the period of adoption. The new standard provides a number of optional practical expedients in transition. We expect to elect all of the new standard and practical expedients in the transition period. While we continue to evaluate certain aspects of the new standard, including those still being revised by the FASB, we do not expect the new standard to have a material effect on our financial statements. And we do not expect a significant change in our leasing activities between now and adoption. We believe substantially all of our leases will continue to be classified as operating leases under the new standard.

In August 2018, the FASB issued ASU No. 2018-13, Fair Value Measurement (Topic 820) (“ASU 2018-13”), which eliminates, adds and modifies certain disclosure requirements for fair value measurements. The modified standard eliminates the requirement to disclose changes in unrealized gains and losses included in earnings for recurring Level 3 fair value measurements and requires changes in unrealized gains and losses be included in other comprehensive income for recurring Level 3 fair value measurements of instruments. The standard also requires the disclosure of the range and weighted average used to develop significant unobservable inputs and how weighted average is calculate for recurring and nonrecurring Level 3 fair value measurements. The amendment is effective for fiscal years beginning after December 15, 2019 and interim periods within that fiscal year with early adoption permitted. We are currently evaluating the impact of the adoption of ASU 2018-13 on our consolidated financial statements.

3. Marketable Securities

The Company acquired equity securities listed in Hong Kong and Australian Securities Exchange.

	March 31,	
	2018	2019
Cost	\$15,473	\$21,746
Market value	\$17,282	\$24,446

Unrealized gain for the years ended March 31, 2017, 2018 and 2019 were \$1,999, \$1,401 and \$891, respectively.

Net proceeds from sale of marketable securities for the years ended March 31, 2017, 2018 and 2019 were \$920, \$6,580 and \$7,210 respectively and realized gain from sales of marketable securities for the years ended March 31, 2017, 2018 and 2019 were \$69, \$609 and \$746, respectively. For the purposes of determining realized gains and losses, the cost of securities sold was determined based on the average cost method.

The marketable securities were classified as Level 1 of the hierarchy established under ASC No. 820 because the valuations were based on quoted prices for identical securities in active markets.

4. Inventories

Inventories, net of allowances, by major categories are summarized as follows:

	March 31,	
	2018	2019
Raw materials	\$6,961	\$7,020
Work-in-progress	3,698	3,884
Finished goods	2,274	2,126
	\$12,933	\$13,030

Obsolescence allowance for inventory is as follows:

	Year ended March 31		
	2017	2018	2019
Balance at beginning of the year	\$3,635	\$3,570	\$3,634
(Usage) additional charges, net	(65)	296	256
Written off	-	(232)	-
Balance at the end of the year	\$3,570	\$3,634	\$3,890

5. Prepaid Expenses and Other Current Assets

Prepaid expenses and other current assets consist of the following:

	2018	<u>March 31,</u> 2019
Value added tax recoverable	\$419	\$322
Rental and utility deposit	19	20
Advance to suppliers	243	220
Prepayment	520	526
Coupon and dividend receivable	176	109
Others	890	809
	\$2,267	\$2,006

6. Property, Plant and Equipment

Property, plant and equipment consist of the following:

	<u>March 31,</u>	
	2018	2019
At cost:		
Leasehold land and buildings	\$32,233	\$32,233
Plant and machinery	39,424	38,839
Furniture, fixtures and equipment	11,559	11,642
Motor vehicles	1,540	1,513
Leasehold improvements	3,737	3,832
Impairment	(3,183)	(3,093)
	85,310	84,966
Less: accumulated depreciation and amortization	(53,816)	(54,755)
Net book value	\$31,494	\$30,211

Included in furniture, fixtures and equipment is computer software with net values of \$26 and \$26 as of March 31, 2018 and 2019, respectively.

Cost of leasehold land and buildings consist of the following:

	<u>March 31,</u>	
	2018	2019
Land use right of state-owned land and buildings erected thereon (a)	\$28,077	\$28,077
Long term leased land and buildings erected thereon (b)	4,156	4,156
	\$32,233	\$32,233

- (a) The land use rights of state-owned land and buildings erected thereon represent land and buildings located in the PRC on which an upfront lump-sum payment has been made for the right to use the land and building with lease terms of 50 years expiring in 2050.
- (b) Long term leased land and buildings erected thereon represent land and buildings on collectively-owned land located in the PRC on which an upfront lump-sum payment has been made for the right to use the land and building for a term of 50 years to 2053. Dongguan Chang An Xiaobian District Co-operation, the lessor, is the entity to whom the collectively-owned land has been granted. According to existing PRC laws and regulations, collectively-owned land is not freely transferable unless certain application and approval procedures are fulfilled by the Dongguan Chang An Xiaobian District Co-operation to change the legal form of the land from collectively-owned to state-owned. As of March 31, 2019, the Company is not aware of any steps being taken by the Dongguan Chang An Xiaobian District Co-operation for such application.

Included in leasehold land and buildings is property on lease with net values of \$6,409 and \$6,224 as of March 31, 2018 and 2019, respectively. Details of the property on lease are as follows:

Included in leasehold land and buildings	<u>March 31,</u>	
	2018	2019
Cost	\$8,831	\$8,831
Less: accumulated depreciation and amortization	(2,422)	(2,607)
Net book value	\$6,409	\$6,224

During the years ended March 31, 2017, 2018 and 2019, the Company had no impairment on its property, plant and equipment. Depreciation of property, plant and equipment were \$2,135, \$2,138 and \$2,114 during the years ended March 31, 2017, 2018 and 2019, respectively.

7. Other Accrued Liabilities

Other accrued liabilities consist of the following:

	<u>March 31,</u>	
	<u>2018</u>	<u>2019</u>
Accrued expenses	\$620	\$541
Others	1,253	1,121
	<u>\$1,873</u>	<u>\$1,662</u>

8. Income Taxes

Net income before taxes of \$1,585, \$6,197 and \$4,417 were solely attributed by non-U.S. for the years ended March 31, 2017, 2018 and 2019, respectively.

Under the current BVI law, the Company’s income is not subject to taxation. Subsidiaries operating in Hong Kong and the PRC are subject to income taxes as described below, and the subsidiaries operating in Macao are exempted from income taxes. Under the current Samoa Law, subsidiary incorporated in Samoa is not subject to profit tax as it has no business operations in Samoa.

The provision for current income taxes of the subsidiaries operating in Hong Kong has been calculated by applying the current rate of taxation of 16.5% (2017: 16.5%, 2018: 16.5%) to the estimated taxable income arising in or derived from Hong Kong, if applicable.

In accordance with the effect of the PRC Income Tax Law, the standard income tax rate for all subsidiaries operating in the PRC is 25%.

8. Income Taxes - continued

The provision for income taxes consists of the following:

	<u>Year ended March 31,</u>		
	2017	2018	2019
Current tax			
- PRC	\$116	\$173	\$236
Deferred tax			
- PRC	93	(166)	(92)
	<u>\$209</u>	<u>\$7</u>	<u>\$144</u>

Reconciliation between the provision for income taxes computed by applying the statutory tax rate in the PRC to income before income taxes and the actual provision for income taxes is as follows:

	<u>Year ended March 31,</u>		
	2017	2018	2019
Provision for income taxes at statutory tax rate in the PRC	\$396	\$1,549	\$1,105
Tax rate differential on entities not subject to PRC income tax	(128)	(797)	(284)
Effect of income for which no income tax is chargeable	(666)	(757)	(791)
Effect of expense for which no income tax is deductible	1,395	207	142
Net change in valuation allowances	(788)	(195)	(22)
Over provision of income tax is previous years	-	-	(6)
Effective tax	<u>\$209</u>	<u>\$7</u>	<u>144</u>

The net deferred income tax consists of the following:

	<u>March 31,</u>	
	2018	2019
Deferred income tax assets	\$-	\$-
Deferred income tax liabilities	(775)	(659)
Net deferred income tax liabilities	<u>\$(775)</u>	<u>(659)</u>

The components of net deferred income tax are as follows:

	<u>March 31,</u>	
	2018	2019
Net operating loss carry forwards	\$-	\$-
Provision of employee benefits	539	582
Depreciation and amortization	(128)	85
Revenue and cost of sales recognized for financial reporting purpose before being recognized for tax purpose	(1,333)	(1,277)
Others	328	110
Less: Valuation allowances	(181)	(159)
Net deferred income tax liabilities	<u>\$(775)</u>	<u>(659)</u>

The Company operates through the PRC entities and the valuation allowance is considered on each individual basis.

The Company’s assessment is that it is not more likely than not that these deferred tax assets will be realized.

8. Income Taxes - continued

The net operating loss attributable to those PRC entities can only be carried forward for a maximum period of five years. Tax losses of non-PRC entities can be carried forward indefinitely.

Under the PRC Income Tax Law and the implementation rules, profits of the PRC entities earned on or after January 1, 2008 and distributed by the PRC entities to the Company are subject to a withholding tax at a rate of 10%, unless the Company will be deemed as a resident enterprise for tax purposes. Since the Company intends to reinvest the earnings of the PRC entities in operations in the PRC, the PRC entities do not intend to declare dividends to their immediate non-PRC established holding companies in the foreseeable future. Accordingly, no deferred taxation on undistributed earnings of the PRC entities has been recognized as of March 31, 2019.

The Company has adopted the provisions of ASC 740 on April 1, 2007. The evaluation of a tax position in accordance with ASC 740 begins with a determination as to whether it is more-likely-than-not that a tax position will be sustained upon examination based on the technical merits of the position. A tax position that meets the more-likely-than-not recognition threshold is then measured at the largest amount of benefit that if greater than 50 percent likely of being realized upon ultimate settlement for recognition in the financial statements. The Company classifies interest and/or penalties related to unrecognized tax benefits as a component of income tax provisions; however, as of March 31, 2018 and 2019, there is no interest and penalties related to uncertain tax positions.

A reconciliation of the beginning and ending amount of total unrecognized tax benefits is as follows:

	Year ended March 31,		
	2017	2018	2019
Balance at the beginning of the year	\$268	\$316	\$424
Increase related to current year tax positions	48	108	58
Balance at the end of the year	\$316	\$424	\$482

At March 31, 2018 and 2019, there are \$424 and \$482 of unrecognized tax benefits that if recognized, would affect the annual effective tax rate. For the year ended March 31, 2017, 2018 and 2019, the Company did not recognize any interest and penalties related to unrecognized tax benefits.

The unrecognized tax benefits represent the estimated income tax expenses the Company would be required to pay, should the income tax rate used, taxable income and deductible expenses for tax purpose recognized in accordance with tax laws and regulations. The Company is currently unable to provide an estimate of a range of the total amount of unrecognized tax benefits that is reasonably possible to change significantly within the next twelve months

According to the PRC Tax Administration and Collection Law, the statute of limitations is three years if the underpayment of taxes is due to computational errors made by the taxpayer or its withholding agent. The statute of limitations extends to five years under special circumstances, which are not clearly defined. In the case of a related party transaction, the statute of limitations is ten years. There is no statute of limitations in the case of tax evasion.

In accordance with Guo Shui Fa [2009] No.2, the PRC tax authorities have the right to deem the Company for a tax amount based on the transfer pricing contemporaneous documentations (the “Contemporaneous Documentations”) or a basis that they considered reasonable. The amount of income taxes payable at March 31, 2018 and 2019 includes the deemed profit tax estimated by the management based on the Contemporaneous Documentations.

9. Commitments and Contingencies

The Company leases premises under various operating leases, certain of which contain escalation clauses. Rental expenses under operating leases included in the consolidated statements of comprehensive income were \$62, \$68 and 72 for the years ended March 31, 2017, 2018 and 2019, respectively.

At March 31, 2019, the Company was obligated under operating leases requiring minimum rentals as follows:

Year ending March 31, 2020	\$53
Year ending March 31, 2021	4
Total minimum lease payments	\$57

We have non-cancellable agreements to lease our factory buildings to tenants under operating lease, which provide for payments through 2019. At March 31, 2019, the minimum future rental income to be received is as follows:

Year ending March 31, 2020	\$1,291
Year ending March 31, 2021	274
Year ending March 31, 2022	6
Total minimum future rental income	\$1,571

At March 31, 2019, the Company had capital commitments for purchase of plant and machinery, and leasehold improvement totaling \$235, which are expected to be disbursed during the year ending March 31, 2021.

10. Employee Benefits

The Company contributes to a state pension scheme run by the Chinese government in respect of its employees in the PRC. The expense of \$604, \$800 and \$751 included in the consolidated statements of comprehensive income related to this plan, which is calculated at the range of 8% to 14% of the average monthly salary, was provided for the years ended March 31, 2017, 2018 and 2019, respectively.

11. Stock Option Plan

On March 15, 1995, the Company adopted 1995 Stock Option Plan that permits the Company to grant options to officers, directors, employees and others to purchase up to 1,012,500 shares of Common Stock. On September 29, 1997, the Company approved an increase of 549,000 shares making a total of 1,561,500 shares of common stock available under the stock option plan. On January 7, 2002, the Company adopted 2001 Stock Option Plan to purchase an additional 1,125,000 shares of Common Stock. On September 30, 2003, the Company adopted 2003 Stock Option Plan to purchase an additional 900,000 shares of Common Stock. On September 19, 2005, the Company’s shareholders approved an increase of 500,000 shares making a total of 1,400,000 shares of common stock available under the 2003 Stock Option Plan. On August 17, 2007, the Company’s Board of Directors, subject to shareholders’ approval, approved an increase of 400,000 shares making a total of 1,800,000 shares of common stock available under the 2003 Stock Option Plan. The Company’s shareholders approved this amendment at the Company’s Annual Shareholders’ Meeting held on October 9, 2007. On August 13, 2010, the Company’s Board of Directors, subject to shareholders’ approval, approved an increase of 800,000 shares making a total of 2,600,000 shares of common stock available under the 2003 Stock Option Plan. The Company’s shareholders approved this amendment at the Company’s Annual Shareholders’ Meeting held on September 16, 2010.

11. Stock Option Plan - continued

On August 7, 2013, the Company’s Board of Directors, subject to shareholder approval, approved amendments to the 2003 Stock Option Plan to increase by 900,000 shares the number of shares that can be optioned and sold under the 2003 Stock Option Plan, bringing to a total of 3,500,000 shares the number of common shares that can be optioned and sold under the 2003 Stock Option Plan. The Company’s shareholders approved this amendment at the Company’s Annual shareholders’ Meeting held on September 11, 2013.

As of March 31, 2019, options to purchase an aggregate of 5,669,000 common shares had been granted under the stock option plans. Options granted under the stock option plans vest immediately and are exercisable for a period of up to 10 years commencing on the date of grant, at a price equal to at least the fair market value of the Common Stock at the date of grant, and may contain such other terms as the Board of Directors or a committee appointed to administer the plan may determine. A summary of the option activity (with weighted average prices per option) is as follows:

	Year ended March 31,					
	2017		2018		2019	
	Number of stock options	Weighted average exercise price	Number of stock options	Weighted average exercise price	Number of stock options	Weighted average exercise price
Outstanding at beginning of the year	532,000	\$2.1	532,000	\$2.1	506,000	\$2.1
Cancelled during the year	-	-	(26,000)	\$2.1	(6,000)	\$2.09
Outstanding and exercisable at the end of the year	532,000	\$2.1	506,000	\$2.1	500,000	\$2.1
Range of exercise price per share	\$2.09 to \$2.14		\$2.09 to \$2.14		\$2.09 to \$2.14	

No options were granted or exercised for the years ended March 31, 2017, 2018 and 2019. The weighted average remaining contractual life of the share options outstanding at March 31, 2019 was 4.8 years. At March 31, 2018 and 2019, there were 1,262,000 and 1,268,000 options available for future grant under the plans, respectively.

12. Repurchase of stock

On March 14, 2012, the Company’s Board of Directors authorized a stock buyback plan to repurchase up to an aggregate of \$4,000 of its issued and outstanding common shares in compliance with the requirements of Rule 10b5-1 and Rule 10b-18 under the Securities Exchange Act of 1934 during the next two years. The program does not obligate the Company to acquire any particular number or dollar amount of its common shares and may be suspended, modified, extended or discontinued at any time. No assurance can be given that any particular number or dollar amount of common stock will be repurchased. By the ended March 31, 2014, 975,571 common shares had been repurchased under the stock buyback plan for a total consideration of \$2,513 at an average price of \$2.57 per share. During the year ended March 31, 2017, the Company repurchased 171,000 shares from Mr. Franki Tse Shing Fung, the former CEO of the Company, for a total consideration of \$308 at a price of \$1.80 per share.

13. Other (expenses) income, net

Other (expenses) income, net consist of the following:

	<u>Year ended March 31,</u>		<u>2019</u>
	<u>2017</u>	<u>2018</u>	
Loss on disposal of property, plant and equipment, net	\$(162)	\$(61)	\$(22)
Exchange loss, net	(361)	(56)	(82)
(Provision for) reversal of doubtful accounts, net	(371)	674	(403)
Others	198	337	229
Other (expenses) income, net	<u>\$(696)</u>	<u>\$894</u>	<u>\$(278)</u>

14. Non-operating income, net

Non-operating income, net consist of the following:

	<u>Year ended March 31,</u>		<u>2019</u>
	<u>2017</u>	<u>2018</u>	
Dividend income from marketable securities	\$616	\$859	\$738
Interest income from available-for-sales securities	5	-	-
Interest income from bank deposits	314	267	184
Unrealized gain from marketable securities	1,999	1,401	891
Realized gain from sales of marketable securities	69	609	746
Rental income	839	1,111	1,455
Others	(154)	148	(130)
Non-operating income, net	<u>\$3,688</u>	<u>\$4,395</u>	<u>\$3,884</u>

15. Operating Risk

Concentrations of Credit Risk and Major Customers - A substantial percentage of the Company's sales are made to a small number of customers and are typically sold either under letter of credit or on an open account basis. Details of customers accounting for 10% or more of total net sales for each of the three years ended March 31, 2017, 2018 and 2019 are as follows:

	<u>Percentage of net sales</u>		<u>2019</u>
	<u>2017</u>	<u>2018</u>	
Customer A	12.8%	10.8%	*
Customer B	10.6%	*%	11.5%
Customer C	10.2%	10.8%	*
Customer D	*	12.8%	12.5%
Customer E	*	11.9%	11.1%

*Less than 10%

Sales to the above customers relate to both injection-molded plastic parts and electronic products.

15. Operating Risk - continued

Debtors accounting for 10% or more of total accounts receivable at March 31, 2018 and 2019, respectively, are as follows:

	Percentage of accounts receivable at March 31,	
	2018	2019
Customer A	15.5%	14.4%
Customer C	*	10.8%
Customer D	21.0%	26.0%
Customer E	12.9%	*

*Less than 10%

There were \$nil, \$308 and \$15 accounts receivable written off during the years ended March 31, 2017, 2018 and 2019, respectively. There were net provision for (reversal of) doubtful accounts of \$371, \$(674) and 403 during the years ended March 31, 2017, 2018 and 2019, respectively. At March 31, 2018 and 2019, allowances for doubtful accounts were \$270 and \$658, respectively.

Concentrations of Suppliers - For the years ended March 31, 2017, 2018 and 2019, the Company had no single suppliers contributed over 10% of total purchase.

Country risk - The Company has significant investments in the PRC. The operating results of the Company may be adversely affected by changes in the political and social conditions in the PRC, and by changes in Chinese government policies with respect to laws and regulations, anti-inflationary measures, currency conversion and remittance abroad, and rates and methods taxation, among other things. There can be no assurance, however, those changes in political and other conditions will not result in any adverse impact.

Investment price risk - The Company is exposed to equity price risk on marketable securities. The Company’s marketable securities are investment listed on the Stock Exchange of Hong Kong and Australia. Decisions to buy and sell securities are based on daily monitoring of the performance of individual securities compared to that of the Index and other industry indicators, as well as the Company’s liquidity needs. The Company believes the exposure to investment price risk from the Company’s investment activities is acceptable in the Company’s circumstances.

16. Segment Information

The Company has two reportable segments: plastic injection molding and electronic products assembling. The Company's reportable segments are strategic business units that offer different products and services. They are managed separately because each business requires different technology and marketing strategies. Most of the businesses were acquired as a unit, and the management at the time of the acquisition was retained.

The Company used to include the corporate expenses, which mainly comprised of directors’ remuneration, legal and professional expenses and corporate insurance expenses, in the segment of plastic injection. Commencing from this year, the corporate expenses are separately disclosed in the segment information for a more precise presentation of the financial performance of each segment.

The accounting policies of the segments are the same as those described in the summary of significant accounting policies. The Company accounts for intersegment sales and transfers as if the sales or transfers were to third parties, that is, at current market prices.

16. Segment Information - continued

Contributions of the major activities, profitability information and asset information of the Company's reportable segments for the years ended March 31, 2017, 2018 and 2019 are as follows:

	Year ended March 31,								
	2017			2018			2019		
	Net sales	Intersegment Sales	Income (loss) before income tax	Net sales	Intersegment Sales	Income (loss) before income tax	Net sales	Intersegment Sales	Income (loss) before income tax
Segment:									
Injection molded plastic parts	\$23,594	\$(350)	\$2,520	\$28,609	\$(394)	\$5,405	\$28,956	\$(178)	\$3,686
Electronic products	21,331	(53)	742	32,512	(60)	2,047	37,865	(62)	2,077
Segment total	\$44,925	\$(403)	\$3,262	\$61,121	\$(454)	\$7,452	\$66,821	\$(240)	\$5,763
Reconciliation to consolidated totals:									
Sales eliminations	(403)	403	-	(454)	454	-	(240)	240	-
Corporate expenses			\$(1,677)			\$(1,255)			\$(1,346)
Consolidated totals:									
Net sales	\$44,522	\$-		\$60,667	\$-		\$66,581	\$-	
Income before income taxes			\$1,585			\$6,197			\$4,417

	Year ended March 31,					
	2017		2018		2019	
	Interest income from bank deposits	Interest expenses	Interest income from bank deposits	Interest expenses	Interest income from bank deposits	Interest expenses
	Segment:					
Injection molded plastic parts	\$306	\$-	\$257	\$-	\$173	\$-
Electronic products	8	-	10	-	11	-
Consolidated total	\$314	\$-	\$267	\$-	\$184	\$-

	Year ended March 31,								
	2017			2018			2019		
	Identifiable assets	Capital expenditure	Depreciation and amortization	Identifiable assets	Capital expenditure	Depreciation and amortization	Identifiable assets	Capital expenditure	Depreciation and amortization
Segment:									
Injection molded plastic parts	\$67,912	\$2,050	\$1,750	\$72,691	\$1,644	\$1,802	\$71,615	\$711	\$1,849
Electronic products	23,075	102	385	27,708	63	336	28,554	167	265
Consolidated Totals	\$90,987	\$2,152	\$2,135	\$100,399	\$1,707	\$2,138	\$100,169	\$878	\$2,114

16. Segment Information - continued

The breakdown of sales by destination is analyzed as follows:

	<u>Year ended March 31,</u>		
	2017	2018	2019
Net sales			
United States of America	\$8,883	\$10,630	\$12,862
PRC	20,637	30,077	30,772
United Kingdom	1,515	2,878	3,586
Hong Kong	5,801	4,610	4,726
Europe	4,750	8,304	8,186
Others	2,936	4,168	6,449
Total net sales	\$44,552	\$60,667	\$66,581

The location of the Company's identifiable assets is as follows:

	<u>March 31,</u>	
	2018	2019
Hong Kong and Macao	\$39,024	\$46,077
PRC	61,375	54,092
Total identifiable assets	100,399	100,169
Goodwill	-	-
Total assets	\$100,399	\$100,169

17. Condensed Financial Information of Deswell Industries, Inc.

The condensed financial statements of Deswell Industries, Inc. have been prepared in accordance with accounting principles generally accepted in the United States of America. Under the PRC laws and regulations, Deswell Industries, Inc.’s PRC subsidiaries are restricted in their ability to transfer certain of their net assets to Deswell Industries, Inc. in the form of dividend payments, loans or advances. The amounts restricted include paid-in capital and statutory reserves, as determined pursuant to PRC generally accepted accounting principles, totaling \$64,647 (equivalent to RMB 413 million) and \$61,240 (equivalent to RMB 413 million) as of March 31, 2018 and 2019, respectively.

17. Condensed Financial Information of Deswell Industries, Inc. - continued

Balance sheets

	2018	March 31,	2019
Assets			
Current assets:			
Cash and cash equivalents	\$259		\$566
Prepaid expenses and other current assets	58		41
Amounts due from subsidiaries	26,996		23,641
Total current assets	27,313		24,248
Investments in subsidiaries	55,669		61,447
Total assets	\$82,982		\$85,695
Liabilities and shareholders' equity			
Current liabilities:			
Accrued payroll and employee benefits	\$1,590		\$1,588
Other accrued liabilities	113		143
Total current liabilities	1,703		1,731
Total shareholders' equity	81,279		83,964
Total liabilities and shareholders' equity	\$82,982		\$85,695

Statements of comprehensive income

	Year ended March 31,		
	2017	2018	2019
Equity in earnings of subsidiaries	\$3,211	\$7,586	\$5,778
Operating expenses	1,835	1,396	1,505
Income before income taxes	1,376	6,190	4,273
Income taxes	-	-	-
Net income	1,376	6,190	4,273
Share of other comprehensive income (loss) of subsidiaries	11	-	-
Total comprehensive income	\$1,387	\$6,190	\$4,273

17. Condensed Financial Information of Deswell Industries, Inc. - continued

Statements of cash flows

	Year ended March 31,		
	2017	2018	2019
Cash flows from operating activities			
Net income	\$1,376	\$6,190	\$4,273
Adjustments to reconcile net loss to net cash provided by operating activities:			
Equity in earnings of subsidiaries	(3,211)	(7,586)	(5,778)
Depreciation	17	-	-
Changes in operating assets and liabilities:			
Prepaid expenses and other current assets	46	(28)	17
Amounts due from subsidiaries	3,841	2,625	3,355
Accrued payroll and employee benefits	362	2	(2)
Other accrued liabilities	5	(6)	30
Net cash provided by operating activities	2,436	1,197	1,895
Cash flows from financing activities			
Dividends paid	(2,248)	(1,112)	(1,588)
Repurchase of common stock	(308)	-	-
Net cash used in financing activities	(2,556)	(1,112)	(1,588)
Net (decrease) increase in cash and cash equivalents	(120)	85	307
Cash and cash equivalents, beginning of year	294	174	259
Cash and cash equivalents, end of year	\$174	\$259	\$566

17. Condensed Financial Information of Deswell Industries, Inc. - continued

a) Basis of presentation

In Deswell Industries, Inc. - only financial statements, Deswell Industries, Inc.’s investments in subsidiaries are stated at cost plus its equity interest in undistributed earnings of subsidiaries since inception. Accordingly, such financial statements should be read in conjunction with the Company’s consolidated financial statements.

Deswell Industries, Inc. records its investments in its subsidiaries under the equity method of accounting as prescribed in ASC 323 “Investment-Equity Method and Joint Ventures”. Such investment is presented on the balance sheets as “Investments in subsidiaries” and share of the subsidiaries’ profit or loss as “Equity in earnings (loss) of subsidiaries”, on the statements of comprehensive income (loss).

The subsidiaries paid dividends of \$nil, \$nil and \$nil to Deswell Industries, Inc. for the years ended March 31, 2017, 2018 and 2019, respectively.

Certain information and footnote disclosures normally included in financial statements prepared in accordance with U.S. generally accepted accounting principles have been condensed or omitted.

b) Related party transactions

For the years ended March 31, 2017, 2018 and 2019, related party transactions mainly composed of \$120, \$120 and \$120 paid to Jetcrown Industrial (Macao Commercial Offshore) Limited as service fee for each year.

ITEM 19. EXHIBITS

The following documents are filed as exhibits herewith:

Exhibit No.	Description
1.1	<u>Memorandum and Articles of Association (as amended and restated on 13th December, 2007) (incorporated by reference to Exhibit 1.1 to registrant’s Registration Statement on Form 8-A filed with the SEC on December 31, 2007).</u>
1.2	<u>Amendment to Regulation 6.15 of registrant’s Articles of Association as filed with the Registrar of Corporate Affairs of the British Virgin Islands on March 26, 2010 (incorporated by reference to Exhibit 1.2 to registrant’s Amendment No. 1 to Registration Statement on Form 8-A filed with the SEC on March 31, 2010).</u>
2.1	Form of common share certificate (incorporated by reference to Exhibit 4.1 of Amendment No. 1 to Deswell’s Registration Statement on Form F-1 filed with the SEC on July 13, 1995).
4.1	<u>2001 Stock Option Plan (incorporated by reference to Exhibit A to the Company’s Proxy Statement for its 2001 Annual Meeting of Stockholders filed with the SEC under cover of Form 6-K on December 12, 2001.)</u>
4.2	<u>2003 Stock Option Plan of Deswell Industries, Inc. (as adopted August 20, 2003 and amended August 1, 2005, August 17, 2007 and August 13, 2010) (incorporated by reference to Annex A to the Company’s Proxy Statement furnished to the SEC on Form 6-K on August 16, 2010).</u>
8.1	<u>Diagram of the Company’s operating subsidiaries and affiliates</u>
11.1	<u>Code of Ethics (incorporated by reference to Exhibit 11.1 of registrant’s Form 20-F for the year ended March 31, 2004, filed with the SEC on July 16, 2004).</u>
12.1	<u>Certification of Chief Executive Officer required by Rule 13a-14(a) or Rule 15d-14(a) under the Securities Exchange Act of 1934</u>
12.2	<u>Certification of Chief Financial Officer required by Rule 13a-14(a) or Rule 15d-14(a) under the Securities Exchange Act of 1934</u>
13.1	<u>Certification Pursuant To 18 U.S.C. Section 1350, as Adopted Pursuant to Section 906 of the Sarbanes-Oxley Act Of 2002</u>
15.1	<u>Consent of BDO China Shu Lun Pan Certified Public Accountants LLP to incorporation of its report on the Company’s consolidated financial statements into Registrant’s Registration Statements on Form S-8.</u>
101*	Financial information from registrant for the year ended March 31, 2018 formatted in eXtensible Business Reporting Language (XBRL): (a) Consolidated Balance Sheets as of March 31, 2017 and 2018; (b) Consolidated Statements of Comprehensive Income for the Years Ended March 31, 2016, 2017 and 2018; (c) Consolidated Statements of Shareholders Equity for the Years Ended March 31, 2016, 2017 and 2018; (d) Consolidated Statements of Cash Flows for the Years Ended March 31, 2016, 2017 and 2018; and (e) Notes to Consolidated Financial Statements

*Pursuant to Rule 406T of Regulation S-T, the Interactive Data Files on Exhibit 101 hereto are deemed not filed or part of a registration statement or prospectus for purposes of Sections 11 or 12 of the Securities Act of 1933, as amended, are deemed not filed for purposes of Section 18 of the Securities Exchange Act of 1934, as amended, and otherwise are not subject to liability under those sections.

SIGNATURES

The registrant hereby certifies that it meets all of the requirements for filing on Form 20-F and that it has duly caused the undersigned to sign this Annual Report on its behalf.

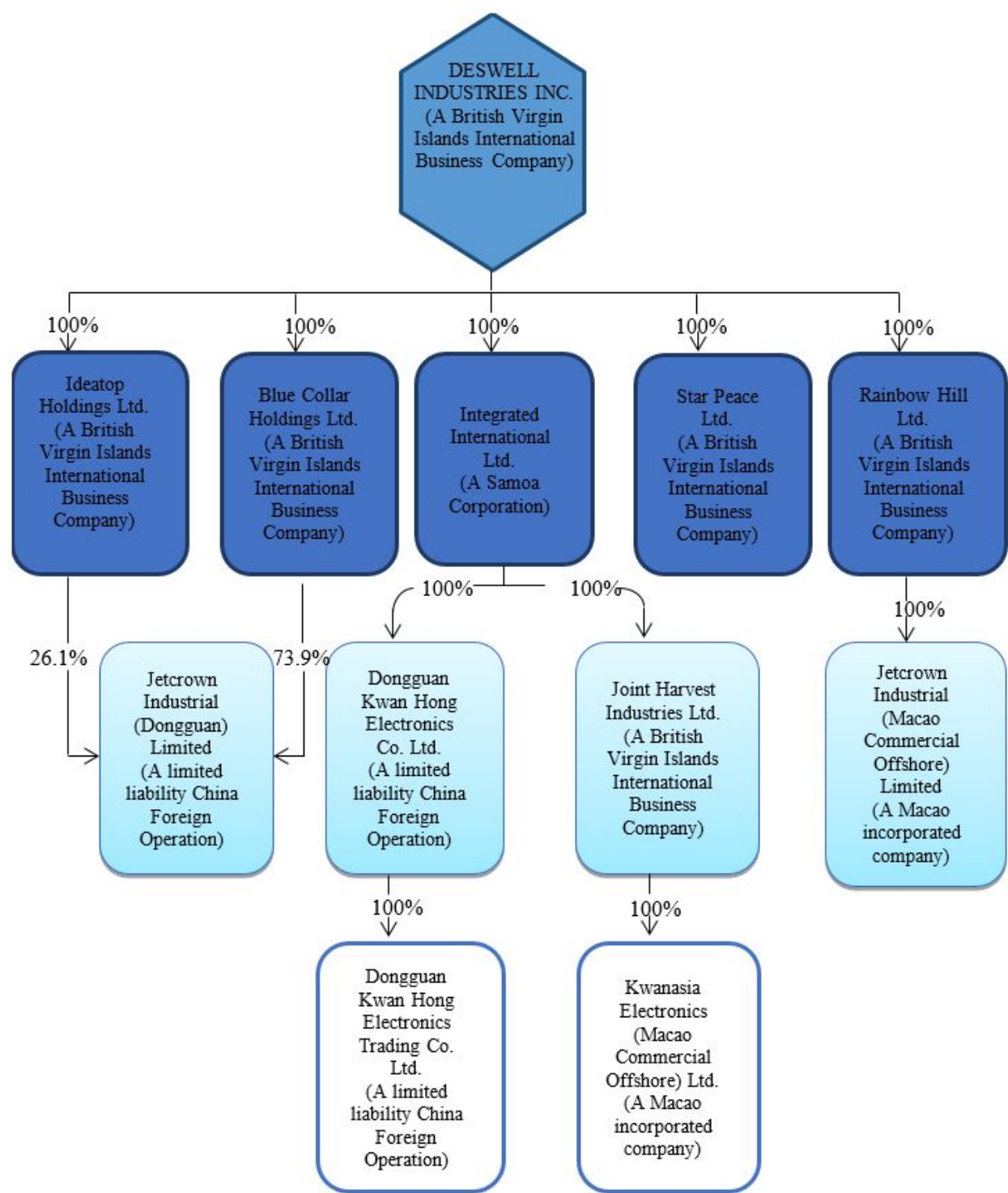
DESWELL INDUSTRIES, INC.

By: /s/ Edward So Kin Chung
Edward So Kin Chung,
Chief Executive Officer

Date: July 12, 2019

Diagram of the Company’s Operating Subsidiaries and Affiliates

The following diagram illustrates the organizational structure of the Company and its active subsidiaries at March 31, 2019.



**CERTIFICATION OF CHIEF EXECUTIVE OFFICER REQUIRED BY RULE 13A-14(A)
OR RULE 15D-14(A) UNDER THE SECURITIES EXCHANGE ACT OF 1934**

I, EDWARD SO KIN CHUNG, certify that:

1. I have reviewed this Annual Report on Form 20-F of Deswell Industries, Inc.

2. Based on my knowledge, this report does not contain any untrue statement of a material fact or omit to state a material fact necessary to make the statements made, in light of the circumstances under which such statements were made, not misleading with respect to the period covered by this report;

3. Based on my knowledge, the financial statements, and other financial information included in this report, fairly present in all material respects the financial condition, results of operations and cash flows of the company as of, and for, the periods presented in this report;

4. The company's other certifying officer(s) and I are responsible for establishing and maintaining disclosure controls and procedures (as defined in Exchange Act Rules 13a-15(e) and 15d-15(e)) and internal control over financial reporting (as defined in Exchange Act Rules 13a-15(f) and 15d-15(f)) for the company for the company and have:

(a) Designed such disclosure controls and procedures, or caused such disclosure controls and procedures to be designed under our supervision, to ensure that material information relating to the company, including its consolidated subsidiaries, is made known to us by others within those entities, particularly during the period in which this report is being prepared;

(b) Designed such internal control over financial reporting, or caused such internal control over financial reporting to be designed under our supervision, to provide reasonable assurance regarding the reliability of financial reporting and the preparation of financial statements for external purposes in accordance with generally accepted accounting principles;

(c) Evaluated the effectiveness of the company's disclosure controls and procedures and presented in this report our conclusions about the effectiveness of the disclosure controls and procedures, as of the end of the period covered by this report based on such evaluation; and

(d) Disclosed in this report any change in the company's internal control over financial reporting that occurred during the period covered by the annual report that has materially affected, or is reasonably likely to materially affect, the company's internal control over financial reporting; and

5. The company's other certifying officer(s) and I have disclosed, based on our most recent evaluation of internal control over financial reporting, to the company's auditors and the audit committee of the company's board of directors (or persons performing the equivalent functions):

(a) All significant deficiencies and material weaknesses in the design or operation of internal control over financial reporting which are reasonably likely to adversely affect the company's ability to record, process, summarize and report financial information; and

(b) Any fraud, whether or not material, that involves management or other employees who have a significant role in the company's internal control over financial reporting.

Date: July 12, 2019

/s/ Edward So Kin Chung
Edward So Kin Chung,
Chief Executive Officer

**CERTIFICATION OF CHIEF FINANCIAL OFFICER REQUIRED BY RULE 13A-14(A)
OR RULE 15D-14(A) UNDER THE SECURITIES EXCHANGE ACT OF 1934**

I, HERMAN WONG, certify that:

1. I have reviewed this Annual Report on Form 20-F of Deswell Industries, Inc.

2. Based on my knowledge, this report does not contain any untrue statement of a material fact or omit to state a material fact necessary to make the statements made, in light of the circumstances under which such statements were made, not misleading with respect to the period covered by this report;

3. Based on my knowledge, the financial statements, and other financial information included in this report, fairly present in all material respects the financial condition, results of operations and cash flows of the company as of, and for, the periods presented in this report;

4. The company's other certifying officer(s) and I are responsible for establishing and maintaining disclosure controls and procedures (as defined in Exchange Act Rules 13a-15(e) and 15d-15(e)) and internal control over financial reporting (as defined in Exchange Act Rules 13a-15(f) and 15d-15(f)) for the company for the company and have:

(a) Designed such disclosure controls and procedures, or caused such disclosure controls and procedures to be designed under our supervision, to ensure that material information relating to the company, including its consolidated subsidiaries, is made known to us by others within those entities, particularly during the period in which this report is being prepared;

(b) Designed such internal control over financial reporting, or caused such internal control over financial reporting to be designed under our supervision, to provide reasonable assurance regarding the reliability of financial reporting and the preparation of financial statements for external purposes in accordance with generally accepted accounting principles;

(c) Evaluated the effectiveness of the company's disclosure controls and procedures and presented in this report our conclusions about the effectiveness of the disclosure controls and procedures, as of the end of the period covered by this report based on such evaluation; and

(d) Disclosed in this report any change in the company's internal control over financial reporting that occurred during the period covered by the annual report that has materially affected, or is reasonably likely to materially affect, the company's internal control over financial reporting; and

5. The company's other certifying officer(s) and I have disclosed, based on our most recent evaluation of internal control over financial reporting, to the company's auditors and the audit committee of the company's board of directors (or persons performing the equivalent functions):

(a) All significant deficiencies and material weaknesses in the design or operation of internal control over financial reporting which are reasonably likely to adversely affect the company's ability to record, process, summarize and report financial information; and

(b) Any fraud, whether or not material, that involves management or other employees who have a significant role in the company's internal control over financial reporting.

Date: July 12, 2019

/s/ Herman Wong
Herman Wong,
Chief Financial Officer

**CERTIFICATION PURSUANT TO
18 U.S.C. SECTION 1350,
AS ADOPTED PURSUANT TO
SECTION 906 OF THE SARBANES-OXLEY ACT OF 2002**

In connection with the Annual Report of Deswell Industries, Inc. (the “Company”) on Form 20-F for the year ended March 31, 2019 as filed with the Securities and Exchange Commission on the date hereof (the “Report”), the undersigned hereby certify, pursuant to 18 U.S.C. Section 1350, as adopted pursuant to Section 906 of the Sarbanes-Oxley Act of 2002, to the best of our knowledge, that:

(1) The Report fully complies with the requirements of section 13(a) or 15(d) of the Securities Exchange Act of 1934; and

(2) The information contained in the Report fairly presents, in all material respects, the financial condition and results of operations of the Company.

Date: July 12, 2019

/s/ Edward So Kin Chung
Edward So Kin Chung,
Chief Executive Officer

Date: July 12, 2019

/s/ Herman Wong
Herman Wong
Chief Financial Officer

CONSENT OF INDEPENDENT REGISTERED PUBLIC ACCOUNTING FIRM

Deswell Industries, Inc.

We hereby consent to the incorporation by reference in the Registration Statements on Form S-8 (File Nos. 333-110236, 333-130738, 333-147790, 333-171314, and 333-199739) of Deswell Industries, Inc. (the “Company”) of our report dated July 12, 2019, relating to the consolidated financial statements, which appear in the Company’s Annual Report on Form 20-F for the year ended March 31, 2019.

/s/ BDO China Shu Lun Pan Certified Public Accountants LLP
BDO China Shu Lun Pan Certified Public Accountants LLP

Shenzhen, P.R. China
July 12, 2019